





# shape monsters



## star monster



Ideas:

\*Print just the monster pages and make a small book.


\*Print both sets on cardstock to make matching cards.

\*Print more than 3-4 to do patterning/sorting.


\*Cut the words off of the top for older kids to match to the correct shape monster.

\*Make a file folder game.


Find things of the same color as the monster, or other creative ways to emphasize colors.



square monster



rectangle monster






square





rectangle

circle monster




triangle monster







oval monster




heart monster





oval



heart