

# For the learning guide...

© [www.1plus1plus1equals1.com](http://www.1plus1plus1equals1.com)

These You Can Read Word Families printables were created with a younger reader in mind. They are very similar to our You Can Read Sight Words printables.

Older readers CAN use these too, but children who are younger when they show an [interest in learning to read](#) should enjoy many of these activities.

Please remember not to force a younger reader...just **follow the lead of your child**.

You do NOT need to use all of the options, **choose the ones your child will enjoy**. Frustrating a young child will only lead to your own frustration!! One child will love word searches, one will hate them. Figure out what your child likes and only use those. I include many options for this reason ~ knowing all children are different!

To see how we are using these printables you can visit my blog, [1+1+1=1](#) to see all posts including these **You Can Read Word Families** printables. I am a former public school Kindergarten teacher with a degree in early childhood development. To see my beliefs about teaching reading, you can [visit this post](#)!

# For the learning guide...

© [www.1plus1plus1equals1.com](http://www.1plus1plus1equals1.com)

## Table of Contents...

- ☺ **You Can Read Cover Page** ~ use this either as a cover if you plan to make a booklet, or as a final certificate when your child masters these words.
- ☺ **Color/Trace the Words** ~ If you want flashcards, print these on cardstock and either color yourself or have your child color the letters. Laminate and then cut them out to use throughout the unit and for review. If your child is ready for tracing, use that set either instead of or in addition to the Color the Words set. Use a set for your [Word Wall](#) if you are using one!
- ☺ **Building Words** ~ print on cardstock, laminate and cut the letters apart. Use these for word building. A mini [table pocket chart](#) works great for this activity.
- ☺ **Play Doh Words** ~ have your child use [play dough](#) to form the letters of the words. You can slide these into a sheet protector to avoid having to laminate. If you plan to use for review, I would laminate and cut them apart for a complete set.
- ☺ **Word Puzzles** ~ print the puzzles and cut apart the pieces.
- ☺ **Word BINGO** ~ use these mats, either cut apart or as is to play BINGO. Call out a sight word and have your child use a dry erase marker {if laminated} or a small item to find the word. Each word is listed twice, mark only one at a time.
- ☺ **Word BINGO** ~ extra boards if needed
- ☺ **Tracing** ~ have your child read the word aloud and then trace the line to connect the word to the matching word.
- ☺ **Word Shapes** ~ have your child connect the dots between the matching words to form a shape. If your child isn't able to connect dots yet you can draw the lines for him/her as s/he points out the matching words for you. Identify the shapes made when complete.

# For the learning guide...

© [www.1plus1plus1equals1.com](http://www.1plus1plus1equals1.com)

## Table of Contents Continued...

- ☺ **Mixed Up Fonts** ~ have your child use the four colors {dry erase if laminated} to circle each sight word written in different fonts.
- ☺ **Word Search** ~ the words are ONLY listed the way a young child would read them {left to right} one word per row to make it easier. Have your child circle or highlight each word.
- ☺ **Sentence Search** ~ have your child color or circle each focus word as you read the sentences aloud.
- ☺ **Beginning Sound/Writing Practice** ~this should only be used by children who are ready for this. If writing frustrates your younger child, have him/her watch as you write the words.
- ☺ **Color by Word** ~ use the color guide to have your child color each book the correct color. If your child likes to color s/he can color the rest of the picture, if not-don't force it! That's why I just included the books, to make it simple for younger kids who aren't as into coloring! If your child does not know color words, circle them in the appropriate color before your child begins.
- ☺ **Roll and Graph** ~ [see ideas for using here!](#)
- ☺ **Stamp a Word** ~ use stamps in the boxes to make the words letter by letter.
- ☺ **Box Handwriting** ~ extra handwriting practice for kids who are ready {not all will be}.
- ☺ **Q-Tip Painting** ~ see [ideas for using Q-Tip Printables here!](#)
- ☺ **Word Matching** ~ draw a line from the word to the correct picture.
- ☺ **Poster** ~ use this to make a display on a wall or in a notebook to practice with in the future. You can use this to introduce the word family at the beginning of the unit too.
- ☺ **Mini Book** ~ cut out the book and the images. Have your child read the word and glue the correct image on the page. Or draw the pictures!
- ☺ **Lesson Plan** ~ use this to write in your plans each week. Please remember, you do NOT need to use all of the printables included each week. Even just one activity per day is plenty for most kids. More is not always better, keep it fun! I don't use all of these printables, but use the selection to change it up each week and repeat favorites.

Copyright © 2015 Carisa Hinson 1 + 1 + 1 = 1

[www.1plus1plus1equals1.net](http://www.1plus1plus1equals1.net)

All rights reserved by author.

Permission to copy for single classroom/home use only.

Electronic distribution limited to single classroom/home use only.

Want to share? Link to my blog post/website, NOT the PDF file itself.

[Full Terms of Use here](#)

All images © [Thinkstock](#) and [Graphics Factory](#)

Font s © [Kimberly Geswin](#)

You Can Read!

\_\_an words



can

man

fan

pan

Color/trace the letters in each word, if you want flashcards, cut them apart.

can

can

man

man

fan


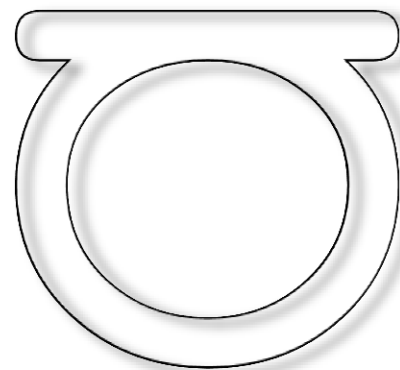
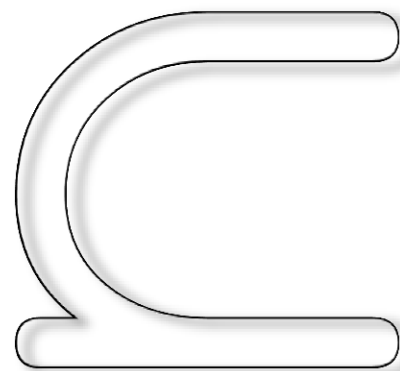

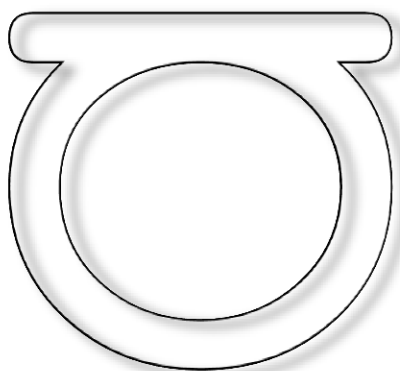

fan

pan

pan

Print on cardstock, laminate, cut apart and use for word building.

c	a	n	p
a	n	f	a
n	v	a	n




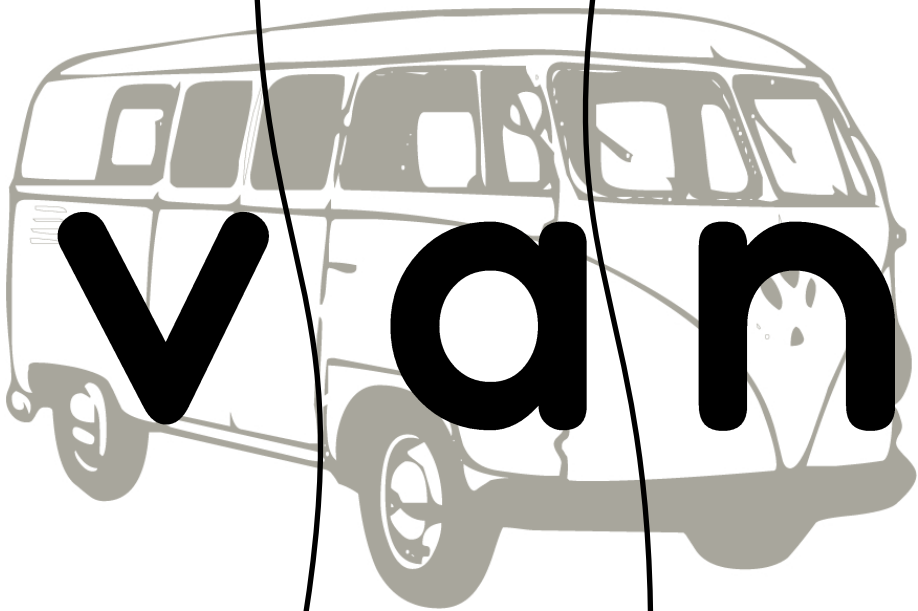


C O F

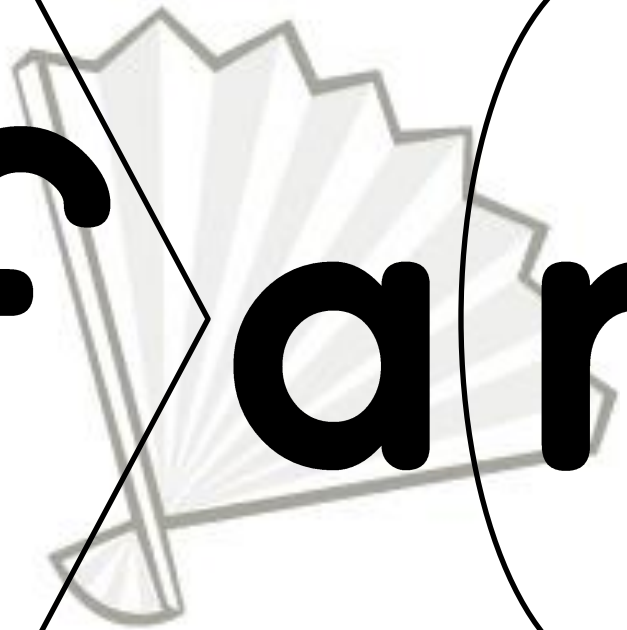


C O L

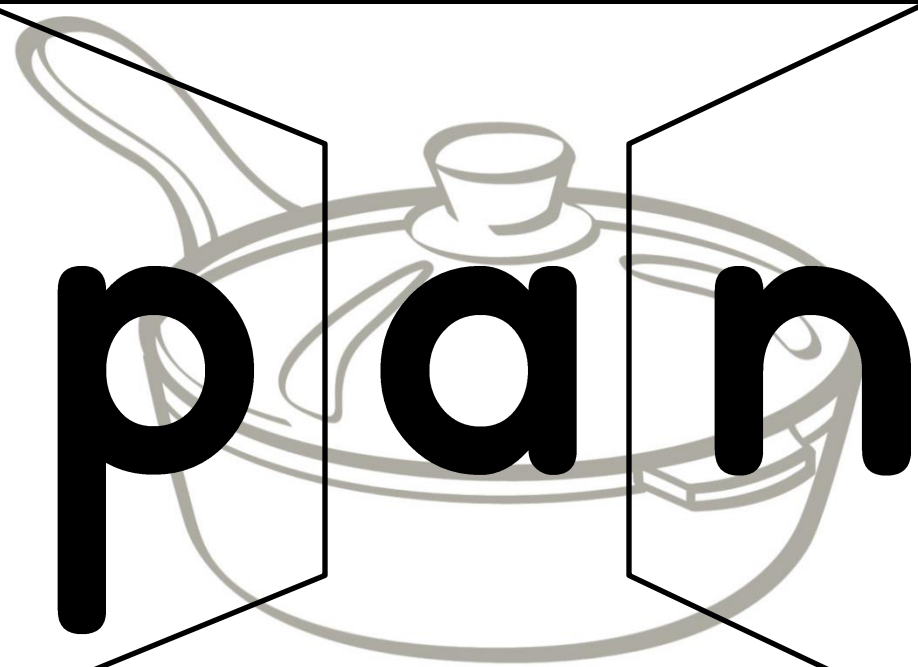





van



fan





pan




can


Play BINGO with a friend!

can	fan	pan
van		van
pan	fan	can

van	pan	fan
can		can
fan	pan	van

Play BINGO with a friend!

can	fan	pan
van		van
pan	fan	can

van	pan	fan
can		can
fan	pan	van

Trace the line to match the words, read each word as you trace!



can

can

fan

fan

van

van

pan

pan

Find the words that match, say each word as you find it, and connect the dots to make shapes!

can



can



can



fan



fan



fan



fan



pan



pan



pan



pan



van



van



van



van



See if you can find your words and circle them in the correct color:

can fan van pan

can fan van **pan** fan


**van** pan can fan van **pan**

**pan** van FAN CAN van


fan **can** van pan fan can



Can you find all 4 of your words in this word search?



c	a	n	q	w
i	x	v	a	n
y	c	z	d	h
u	p	a	n	o
b	n	f	a	n





Color or circle any of the 4 \_an words you see in these sentences

can pan fan van

The van is red.



What is in the can?



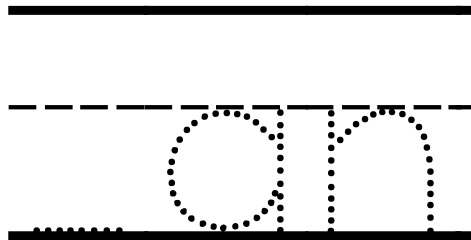
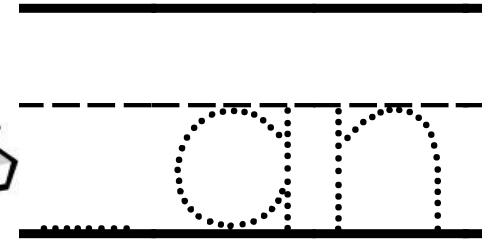
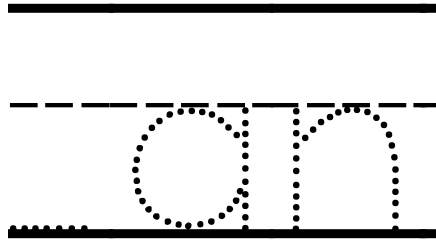
I like the fan.




An egg is in the pan.



Look at the picture and write in the missing letter.



Color the books the correct color; color the child any colors you choose!



can – pink

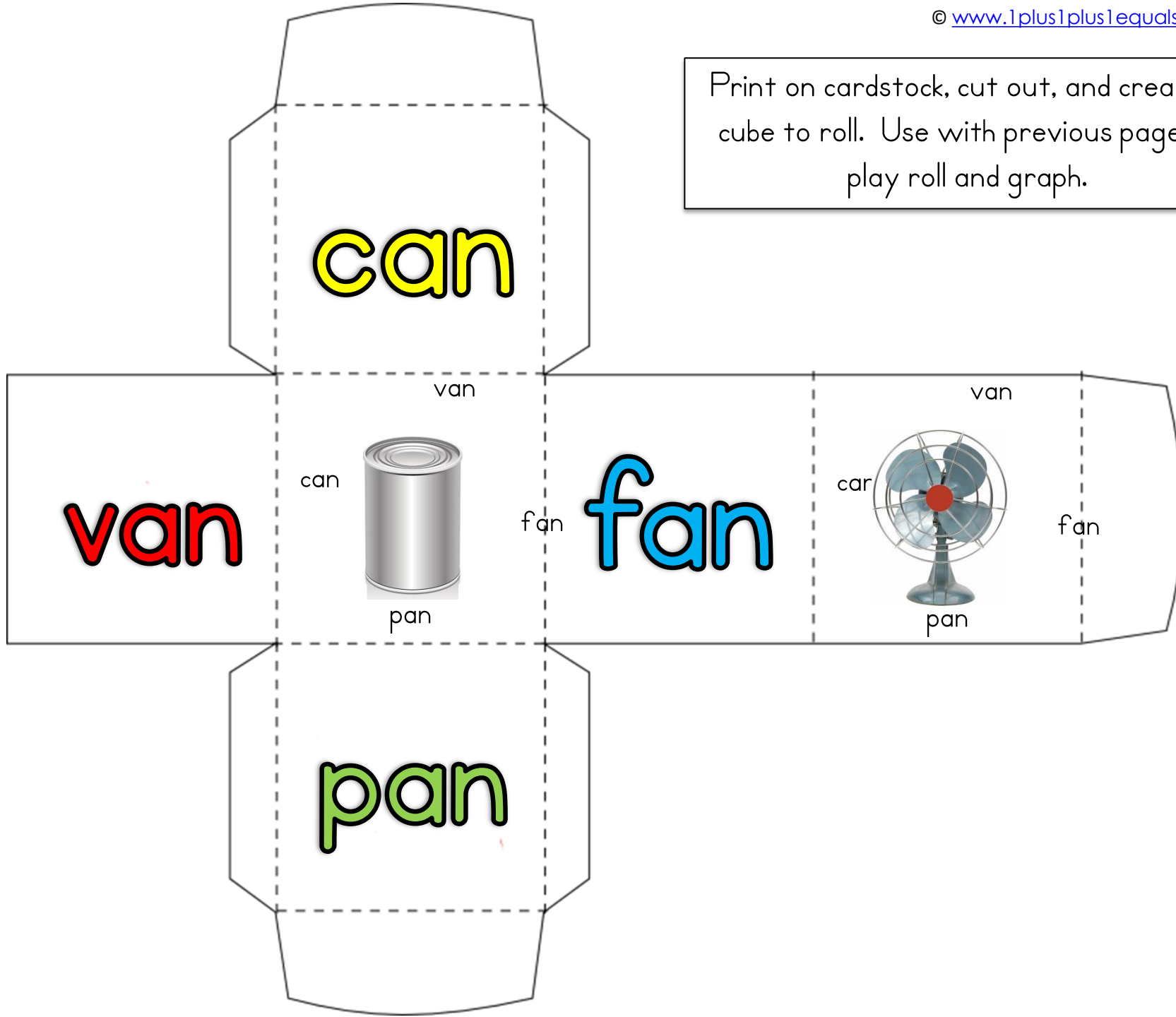
fan – orange

pan – yellow

van – purple

5				
4				
3				
2				
1				
	can	fan	van	pan

Print on cardstock, cut out, and create a cube to roll. Use with previous page to play roll and graph.



c a n

--	--	--

p a n

--	--	--

f a n

--	--	--

v a n

--	--	--

can

fan

van

pan

can

fan

van

pan

\_\_\_\_\_

-----

\_\_\_\_\_

\_\_\_\_\_

-----

\_\_\_\_\_

\_\_\_\_\_




-----

\_\_\_\_\_

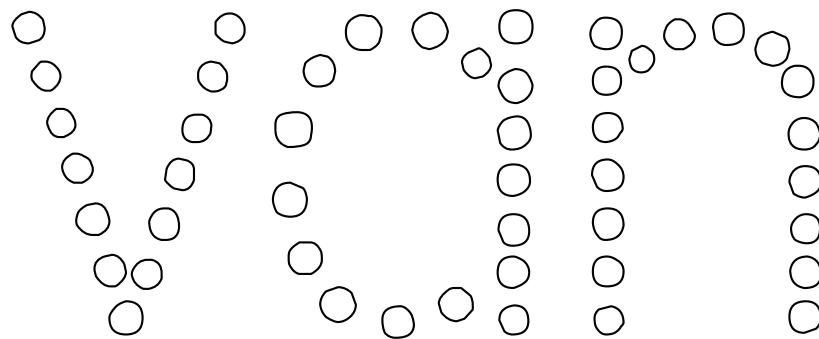
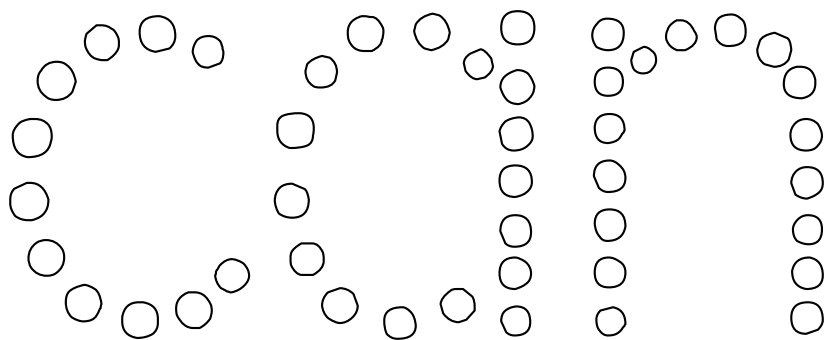

\_\_\_\_\_

-----

\_\_\_\_\_








Draw a line to match the word to the correct picture.

can

pan

fan

van




I can read **\_an** words!

can



pan



fan



van



Other **\_an** words to try: **man Dan tan**

Can you think of more **\_an** words?

Cut out on dotted lines to make an easy reader book to read!

# I Can Read \_an Words

Staple Here


can

fan

van

Cut out book page and images. Have child glue images on the correct page to make a book!

pan



# You Can Read!

This week's words...


Day 1	Day 2	Day 3	Day 4	Day 5