



This **Webkinz** Kindergarten Pack features the following Kindergarten literacy and math skills...

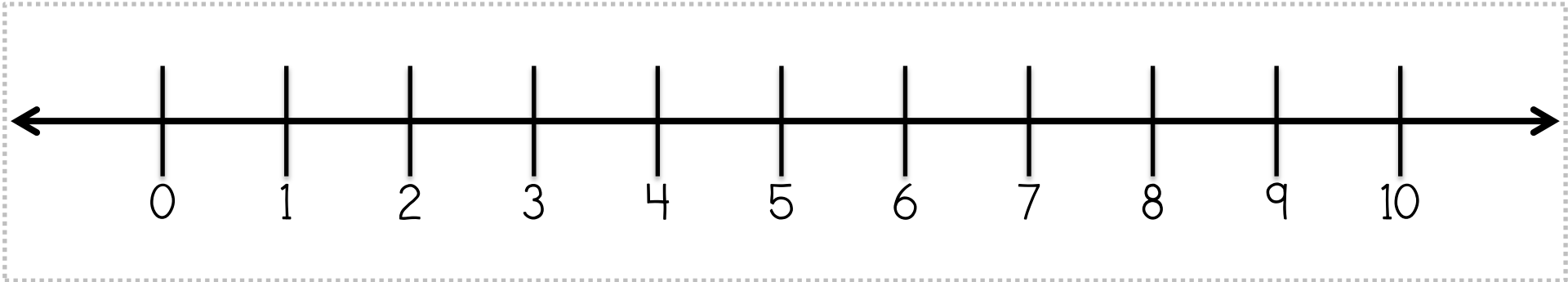


- Using a number line
  - Color Words
- Greater Than/Less Than
  - Identifying coins
  - Basic Time Telling
    - Sorting
    - 3 letter words
- Matching Descriptive Sentences
  - Rhyming Words
  - Sight Words
  - Handwriting
  - Writing

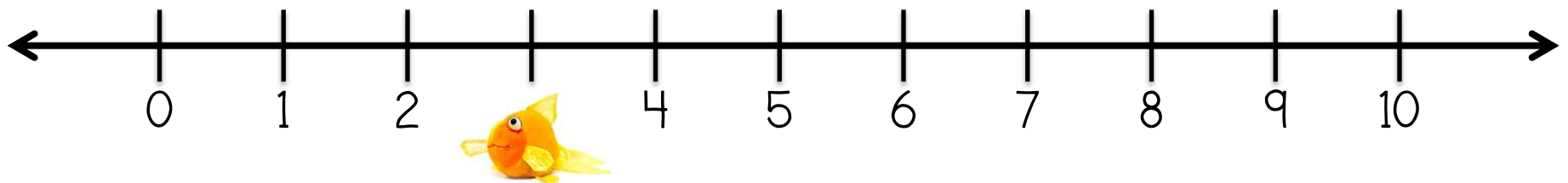
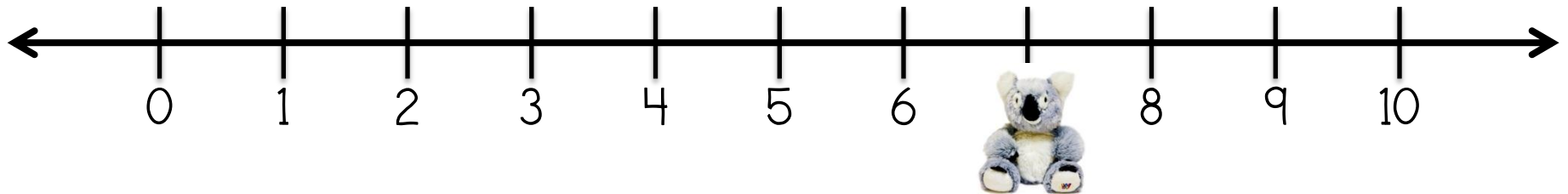
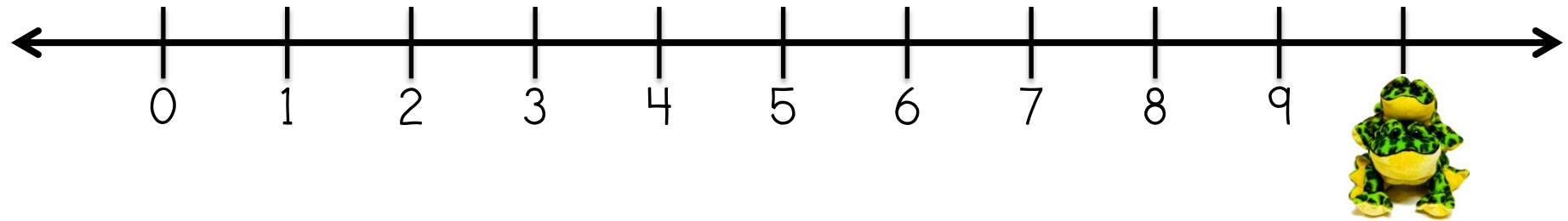
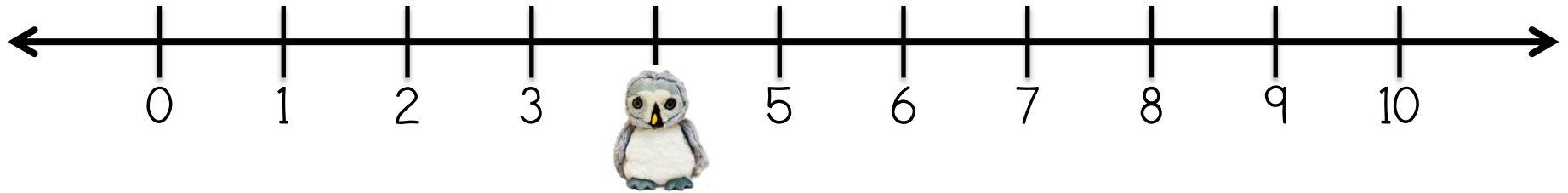


Cut out the number line and the characters. Use a character to cover up a number and have your child practice figuring out the hidden number. Use words such as “what number is before, after, or in between” to help learn math vocabulary!

Use the following page for more practice, cut the lines into strips if you want to, or leave the page whole.

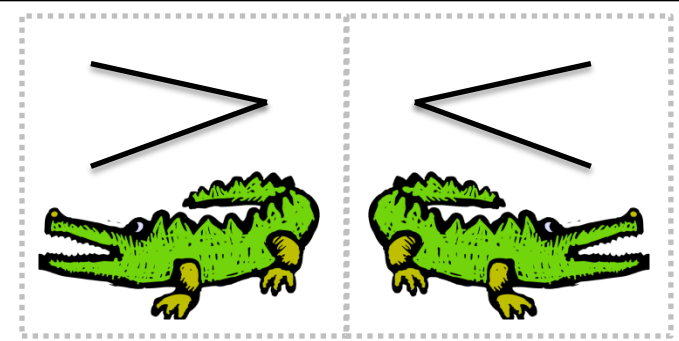


Which number is hidden?



Print this page and cut out the rectangles and the alligator squares. Laminate is possible. Use the floor or a pocket chart to choose 2 amounts and have your child put the correct "alligator" for less than or more than in between the amounts!

© [www.1plus1plus1equals1.com](http://www.1plus1plus1equals1.com)



# What did each Webkinz find?

## How many did each Webkinz find?

Use this page to help your child with identifying coins! Leave the page whole or cut them into cards, use real coins to match/sort too!





# Match the Coins

Gather 4 of each type of coin and introduce the values and sizes of each coin.  
Leave the page whole or cut them into cards, having your child sort the coins!

1

Penny



1

5

Nickel



5

1

1

5

5

10

Dime



10

25

Quarter



25

10

10


25

25

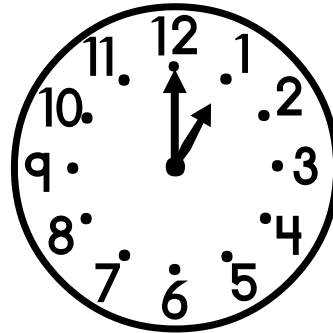
# Monkey's Day



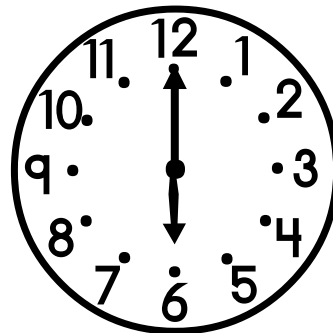
Monkey wakes up at 8 o'clock.  
What time do you wake up?



Monkey reads a book at  
1 o'clock. What time do you like  
to read books?



Monkey eats dinner at 6 o'clock.  
What time do you eat dinner?



# Cut and Sort the Webkinz!

hint: one animal could be either water or land...it can live on land and in water!

Water Animals



Land Animals



Cut the rectangles out and mix them up to have your child match the sentences to the correct animal!



The bird is red.



The dog is pink.



The dinosaur is green.



The fish is blue.

Cut the rectangles out and mix them up to have your child match the sentences to the correct character!



The whale is black.



The monkey is brown.



The koala is gray.

Use on the floor or in a pocket chart!

# I Like



Staple Here



The bird is red.



The pig is pink.



The fish is blue.



The frog is green.



The reindeer is brown.



The owl is gray.



I like Webkinz!

First, trace the words and talk about how to spell each phonetic word. Then cut them out to mix up and have your child match up the sentences with the animals. Remove the words and see if your child can spell each word on his own!



I see a pig.



I see a cat.



I see a dog.

Sort the rhyming words



dog



pig



cat



Cut out words and sort them on the previous page.

hog

wig

mat

big

log

bat

fog

rig

rat

fat

fig

jog

frog

sat

dig

# Find words you can read!

am



the



see



is



did



do



and



in



it



down



dad



for



me



said



my



like



to



love



here

we

find

go

mom

up



Once there was a red bird who liked to sit in a tree and sing.



One morning the red bird saw a cat down in the grass. The



red bird was scared! The cat meowed at the bird but then



ran away. Next, the red bird saw a little dog. The little dog



was barking at the red bird. The red bird did not like the



loud barking so she flew away. She found a tree far away



from the cat and the dog!

Can you write a sentence about the frogs?



Four sets of horizontal lines for handwriting practice. Each set consists of a solid top line, a dashed middle line, and a solid bottom line.