

Hi! Thank you for visiting [1+1+1=1](#) and finding a resource you'd like to use! Please feel free to use these files for your own personal use. I provide them free of charge to bless others!

If you want to share, you may share these forms with others by sharing a link to my blog or to the page that hosts these files. Please do not link directly to just the PDF files (the link you are at now).

It is my prayer that others are blessed through my blog and any files I share!!!

~If you ever notice a typo, please let me know, a few slip by me now and then and I certainly want to fix them!

God Bless,


Carisa

Sample Layout of Tot Book...




1. Cut a standard sized file folder in half.
2. Fold right and left side flaps in to meet in the middle.
3. Use extra folder piece to staple a pocket on the back for worksheets.
4. I recommend buying a plastic storage box to keep all of your Tot Books in so you can always find them and keep them safe as keepsakes!


What color
are we?




GREEN



YELLOW



ORANGE





PURPLE




RED




Veggies in Shapes




Bob is in a
SQUARE.



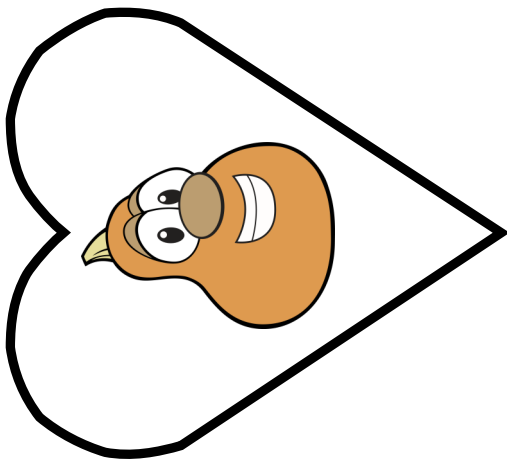
Laura is in a
CIRCLE.




Larry is in a
TRIANGLE.




Junior is in a
RECTANGLE.



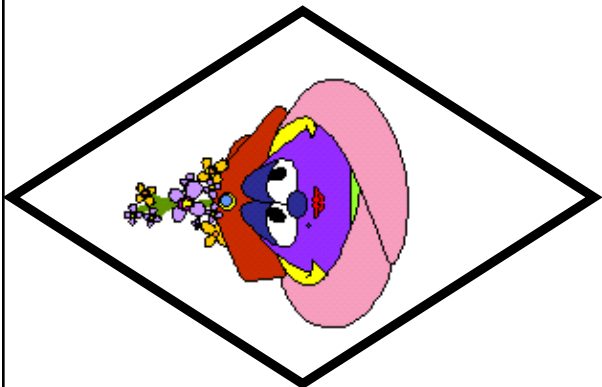
Jimmy is in a
HEART.



Jerry is in
an **OVAL**.





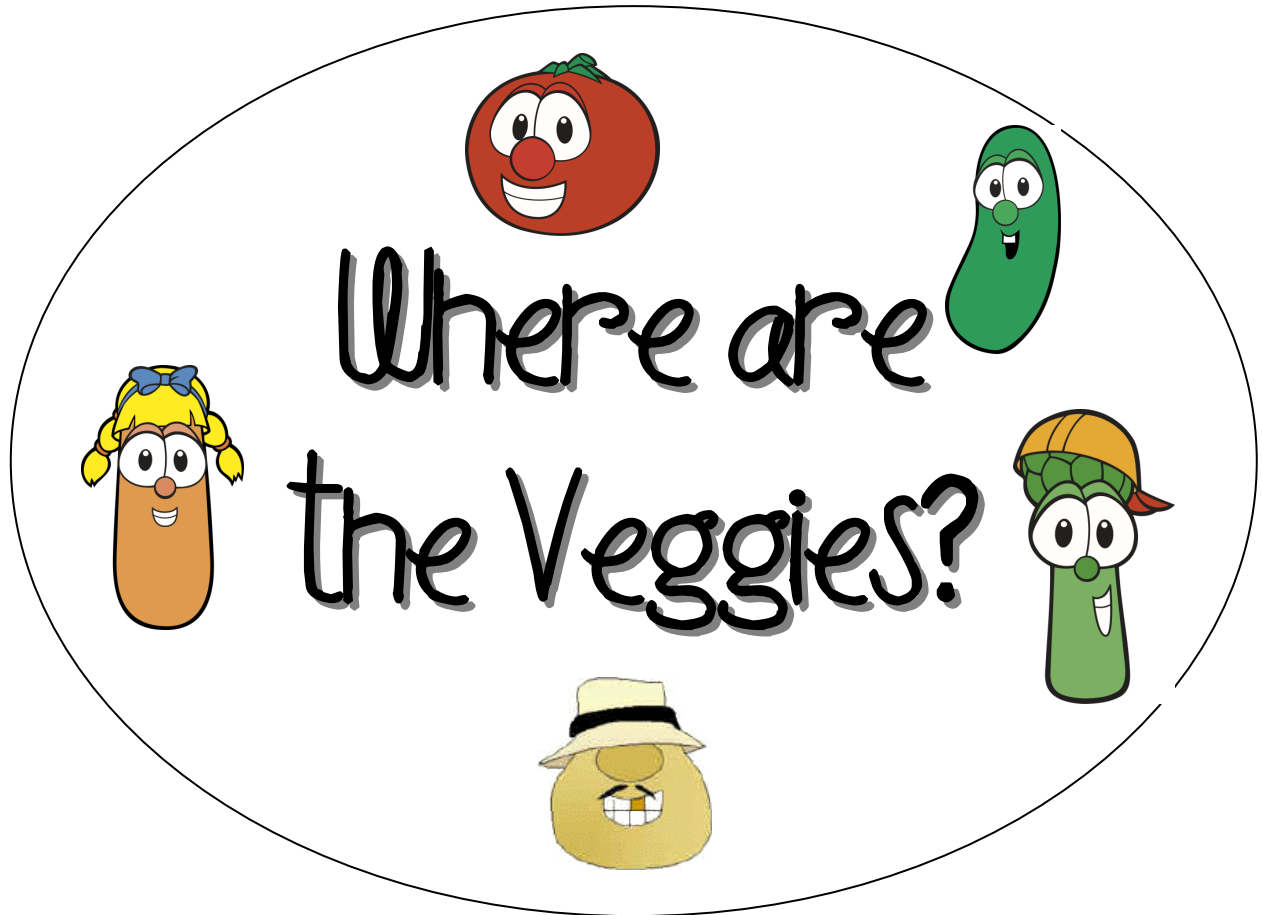
Mr. Lunt is in
a **STAR**.




Madame
Blueberry is in a
DIAMOND.

Hi, I'm Larry,
what's your
name?






Bob is BESIDE the car.



**Laura is UNDER the
Balloons.**



**Mr. Lunt is IN
the tree.**



**Junior is ABOVE
the house.**

