

Hi! Thank you for visiting [1+1+1=1](#) and finding a resource you'd like to use! Please feel free to use these files for your own personal use. I provide them free of charge to bless others!

If you want to share, you may share these forms with others by sharing a link to my blog or to the page that hosts these files. Please do not link directly to just the PDF files (the link you are at now).

It is my prayer that others are blessed through my blog and any files I share!!!

~If you ever notice a typo, please let me know, a few slip by me now and then and I certainly want to fix them!

God Bless,

*Carisa*


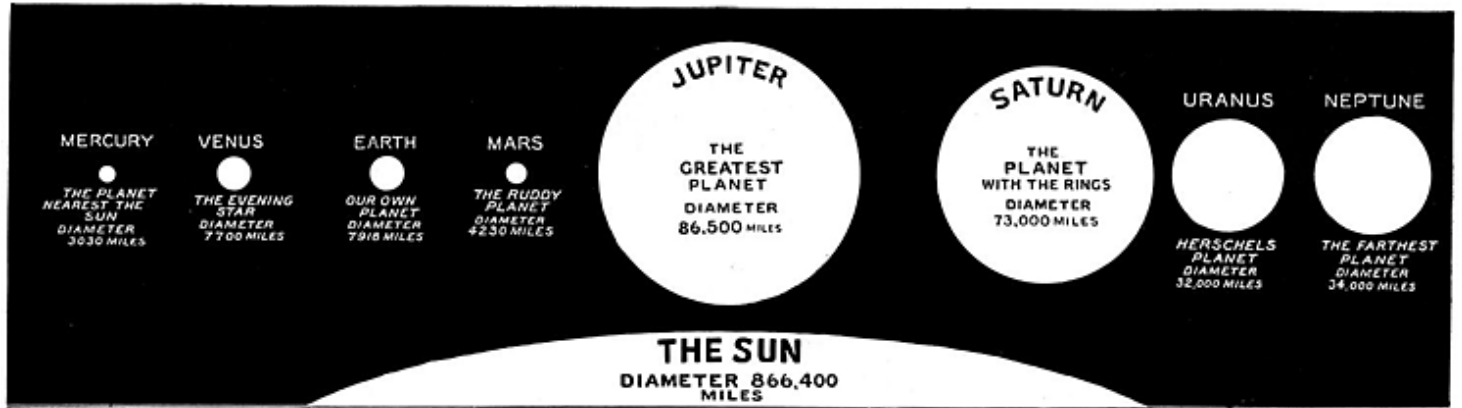




This set was created to go along with The [Astronaut Preschool Pack from Homeschool Creations](#). Be sure to take a peek to get even more printables for this theme!

I also have a PowerPoint to accompany this set of printables, Solar System: Planets...this is available in my [Members Only](#) section.


**\*\*This file was created 2/2011**

# For Mom...












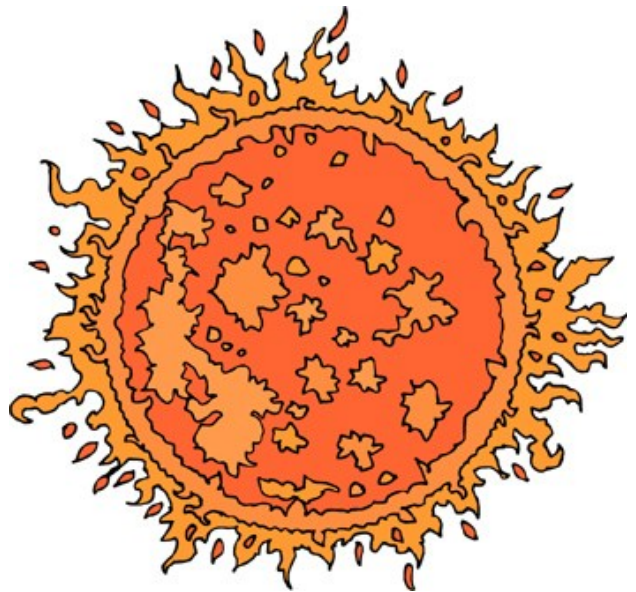
planets




asteroid



comet




sun



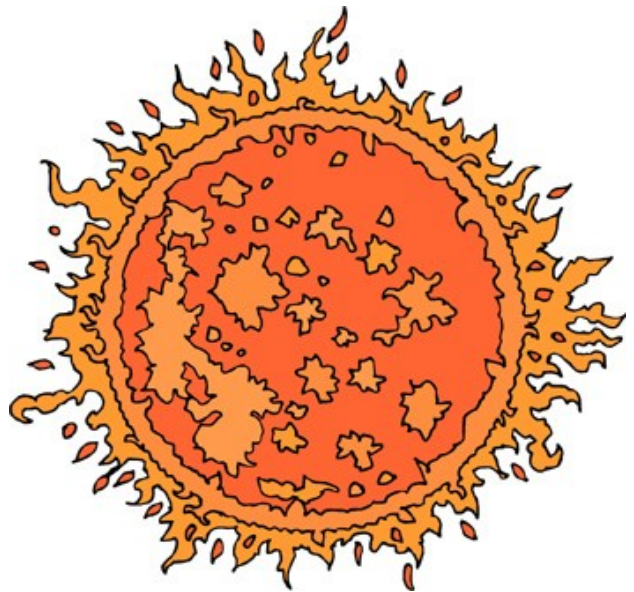
planets



asteroid




comet

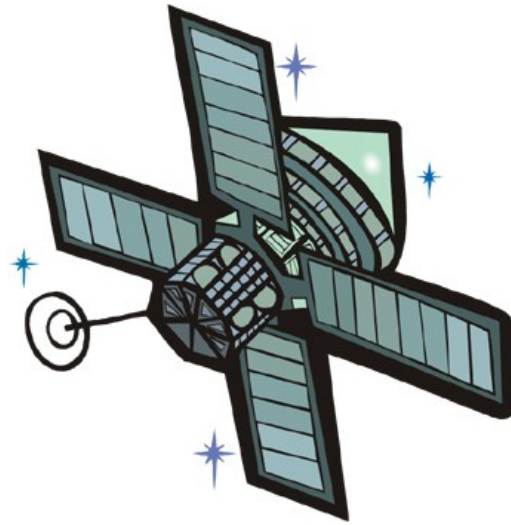


sun






space station




satellite



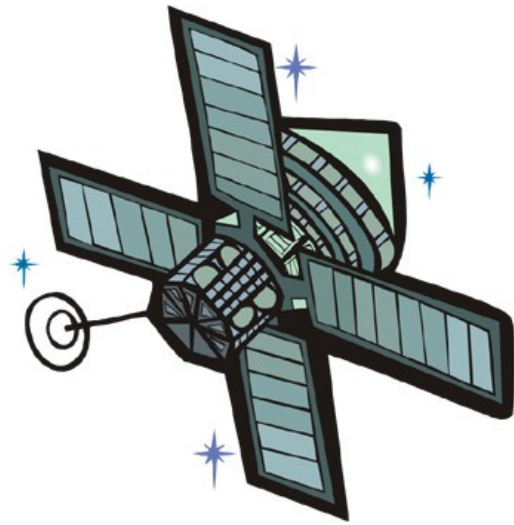
space shuttle



eclipse




space station



satellite



space shuttle



eclipse

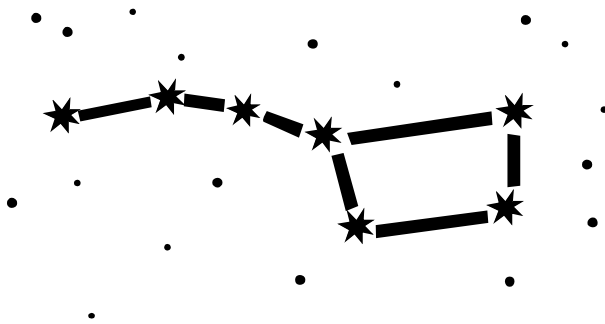




telescope



moon



constellation



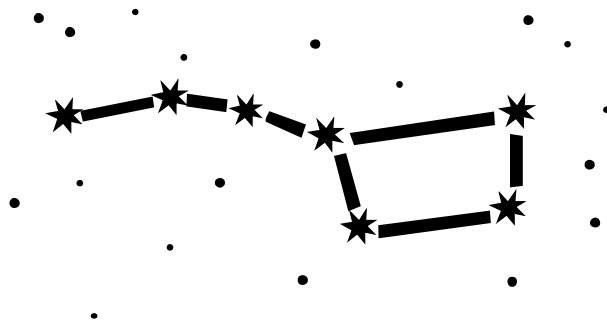
astronaut



telescope



moon



constellation



astronaut



Saturn is 6th.



Uranus is 7th.



Neptune is 8th.





Earth is 3rd.



Mars is 4th.




Jupiter is 5th.



Venus is 2nd.



Mercury is 1st.




1-2-3-4-5-6-7-8

**Planets**

# Planets

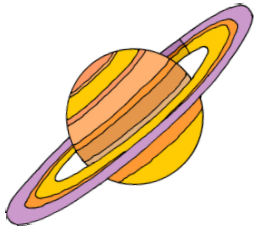
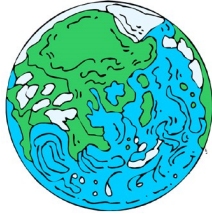

# Not Planets

Cut and glue the pictures into the correct boxes.





# Planets



# Not Planets


comet



asteroid



sun



Space shuttle



# ANSWERS



the



a



an



can



I



at



to



see



it



is



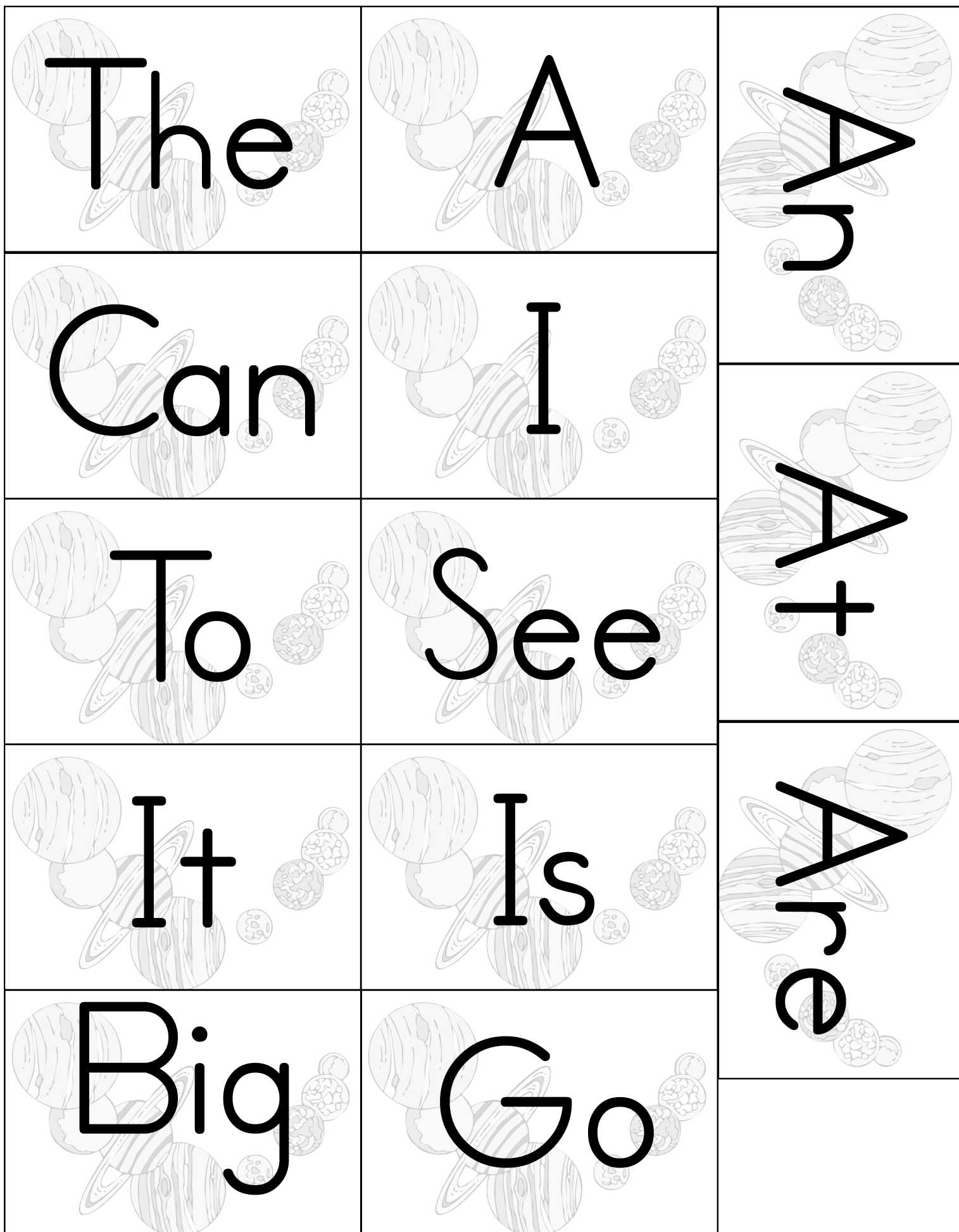
are



big



go







she



She



We



he



He



Going



we



going



in



In



they




They




space station



space shuttle



comet



moon



telescope




astronaut



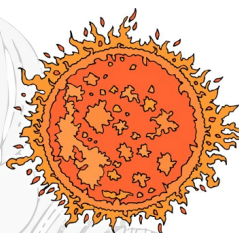
asteroid



planets



satellite



sun

A few sample sentences to  
have your child try making...

I can see the\_\_\_\_\_.

S/he is on the\_\_\_\_\_.

We can go to the\_\_\_\_\_.

A/an \_\_\_\_\_ is big.

I see a big\_\_\_\_\_.

Can you see the\_\_\_\_\_?

It is a/an\_\_\_\_\_.

They can go to\_\_\_\_\_.