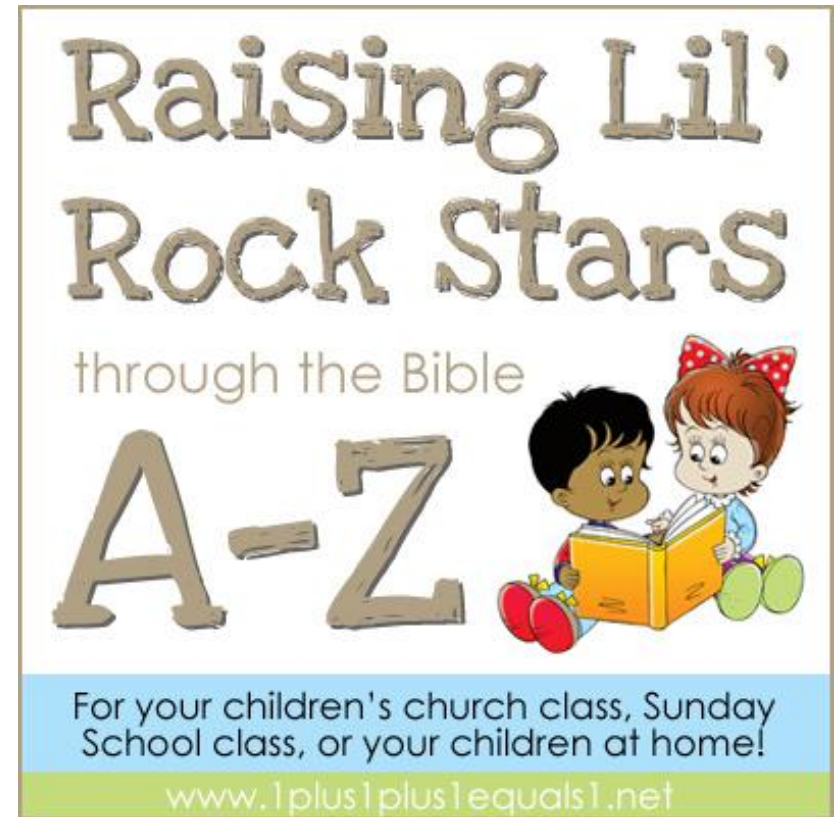


# Raising Lil' Rock Stars Home Version

## Letter Tt

Thank you for  
downloading the  
FREE version!

From 1+1+1=1



All images © Thinkstock.com

Please do not share this file directly.

When sharing, you may direct people to this link:

<http://www.1plus1plus1equals1.com/raisinglilrockstars.html>

Questions? Email me to ask! [www.1plus1plus1equals1.net/contact-me](http://www.1plus1plus1equals1.net/contact-me)

# Why I Offer the Home Version for Free...

---

When I began creating printables years ago, I felt very convicted to keep a vast majority of those printables FREE in order to help other families who had very tight budgets. When I did begin creating bundles and products to sell, I still held strong to this conviction. I always try to offer the base materials of any units I create for free while also offering a bundled option with extras for those who can afford it and would like to support our family through your purchase.

God's word is powerful and teaching it to our young ones in a fun and meaningful way is priceless. It is my prayer that the free version of Raising Lil' Rock Stars blesses families who use it.

God Bless,  
*Carisa*

# Cheat Sheet ~ Home

Print this as a reference to have the page numbers when planning.

© www.1plus1equals1.com

## Page 1

### A is for Attitude

Your attitude should be the same as that of Christ Jesus. Philippians 2:5-8

Jesus had a loving attitude. He loved others more than he loved himself. When Jesus lived on earth he served others and did very nice things for many people. He helped many people and shared his loving attitude with others.

One of the ways you can show love to others through your attitude is by sharing your toys with a smile! In the picture you can see the little boy sharing his teddy bear with a new friend. Is his attitude loving and kind?

Do you have a loving attitude towards others?

When a friend wants to play with you,

how can you show a loving attitude?

What do you need to ask God to help you with?

Are you struggling with your attitude at all?



## Page 2

### Philippians 2:1-11

Your attitude should be the same as that of Christ Jesus. Philippians 2:1-11

**1** If you have any encouragement from being united with Christ, if any comfort from his love, if any fellowship with the Spirit, if any tenderness and compassion, **2** then make my joy complete by being like-minded, having the same love, being one in spirit and purpose. **3** Do nothing out of selfish ambition or vain conceit, but in humility consider others better than yourselves. **4** Each of you should look not only to your own interests, but also to the interests of others. **5** Your attitude should be the same as that of Christ Jesus: **6** Who, being in very nature God, did not consider equality with God something to be grasped, **7** but made himself nothing, taking the very nature of a servant, being made in human likeness. **8** And being found in appearance as a man, he humbled himself and became obedient to death— even death on a cross! **9** Therefore God exalted him to the highest place and gave him the name that is above every name, **10** that at the name of Jesus every knee should bow, in heaven and on earth and under the earth, **11** and every tongue confess that Jesus Christ is Lord, to the glory of God the Father.

## Page 3

### A is for attitude


Your attitude should be the same as that of Christ Jesus.

Philippians 2:5



## Page 4

### A is for attitude



## Page 5


# Aa

Your attitude should be the same as that of Christ Jesus. Philippians 2:5



## Page 6

### A is for Attitude



Your attitude should be the same as that of Christ Jesus. Philippians 2:1-11

## Page 7

### A is for attitude

Your attitude should be the same as that of Christ Jesus. Philippians 2:5

Your attitude should be the same as that of Christ Jesus. Philippians 2:5



# Aa

Your attitude should be the same as that of Christ Jesus. Philippians 2:5

## Page 8

Your attitude should be the same as that of Christ Jesus. Philippians 2:5

# A



# Home Teacher Helps

@ www.1plus1plus1equals1.com

Page 1 ~ A simple story to illustrate the Bible verse on an early childhood level. Use this to guide your discussion or read exactly word for word.

## A is for Attitude

Your attitude should be the same as that of Christ Jesus. Philippians 2:5-8

Jesus had a loving attitude. He loved others more than he loved himself. When Jesus lived on earth he served others and did very nice things for many people. He helped many people and shared his loving attitude with others.

One of the ways you can show love to others through your attitude is by sharing your toys with a smile! In the picture you can see the little boy sharing his teddy bear with a new friend. Is his attitude loving and kind?

Do you have a loving attitude towards others?

When a friend wants to play with you, how can you show a loving attitude?

What do you need to ask God to help you with? Are you struggling with your attitude at all?



Page 2 ~ It is important to know the context of the verse you are teaching, on page 2 you will find the verses surrounding the key verse so you can read ahead of time to help you be prepared. This page is for the teacher to use alone, or if you have an advanced child you could use it together. If you are using it with a child, try to use a real Bible to look it up together to get practice finding books and verses!

## Philippians 2:1-11

Your attitude should be the same as that of Christ Jesus. Philippians 2:1-11

1. If you have any encouragement from being united with Christ, if any comfort from his love, if any fellowship with the Spirit, if any tenderness and compassion, 2. then make my joy complete by being like-minded, having the same love, being one in spirit and purpose. 3. Do nothing out of selfish ambition or vain conceit, but in humility consider others better than yourselves. 4. Each of you should look not only to your own interests, but also to the interests of others. 5. Your attitude should be that of Christ Jesus, 6. who, being in very nature God, did not consider equality with God something to be grasped, 7. but made himself nothing, taking the very nature of a servant, being made in human likeness. 8. And being found in appearance as a man, he humbled himself and became obedient to death—even death on a cross! 9. Therefore God exalted him to the highest place and gave him the name that is above every name, 10. so that at the name of Jesus every knee should bow, in heaven and on earth and under the earth, 11. and every tongue confess that Jesus Christ is Lord, to the glory of God the Father.

Page 3 ~ Display poster featuring the letter, word, image, and verse, This would be good to display for the duration of the weeks you are doing this lesson, to be switched out with each new letter {lesson}.

## A is for attitude

Your attitude should be the same as that of Christ Jesus. Philippians 2:5



Page 5 ~ Large letter sheet. For an individual child use this as a place to do something creative with the letter. Display this to make an ABC wall in your room, or put in a notebook to flip through.

# Aa



Your attitude should be the same as that of Christ Jesus. Philippians 2:5


Page 9 ~ Coloring sheet

## A is for Attitude




Your attitude should be the same as that of Christ Jesus. Philippians 2:5

Page 10 ~ One bracelet, one tracing card, and one display circle.




Page 4 ~ Use this to show your child{ren} as you are reading from page 1. Think of it as the "picture from the book."

## A is for attitude



Page 11 ~ Display banner to hang up at home.



# Lesson Plan Idea

© www.1plus1plus1equals1.com

When using these verses with your own child at home here are some ideas, but please adapt to your needs!

## Day 1

- Display verse {page 3} somewhere in your homeschool classroom
- Read story {page 1} and show picture either from page 3 or page 4
- Color {page 6}

## Day 2

- Read story again {if child wants to} or just discuss verse and meaning
- Make bracelet {page 7}

## Day 3

- Read story again {if child wants to} or just discuss verse and meaning
- Do something creative with the blank letter A page {page 5} [see many ideas here](#)

## Day 4

- Read story or just discuss
- Trace letters on page 7, color also if child likes coloring, and put it in your mini book {use a 4x6 photo album, or laminate and add to a metal ring.}

**Wrap Up** ~ add creative letter page {pg 5}, coloring page {pg 6}, and main poster {pg 3} to a notebook so child can flip back through and have a keepsake. If you have space, take the display circle {pg 7}, or the triangular banner {pg 8} and make an ABC wall to add to each time you complete a new letter!

# T is for Trust

Trust in the Lord with all your heart.  
Proverbs 3:5a

---

This little boy is on a journey. He has a map and very important instructions to help him get where he is going. What would happen if he ignored his map or even threw it away? What if he didn't read the instructions and missed something really cool on the way? Following instructions is important and often will make things easier for us!

The Bible tells us to trust in the Lord with all your heart. It also tells us that we should turn to God's word for our instructions for life. When we are confused or don't know where to go or what to do, we can turn to God.

The Bible is filled with God's plan for us, and shares directions and instruction. What if we never read God's instructions for us? We'd be lost wouldn't we?

Always remember to trust God, read his word and follow his plan for your life!




# Proverbs 3:1-8 NIV

Trust in the Lord with all your heart.  
Proverbs 3:5a

---

## Wisdom Bestows Well-Being

- 3** My son, do not forget my teaching,  
but keep my commands in your heart,  
**2** for they will prolong your life many years  
and bring you peace and prosperity.  
**3** Let love and faithfulness never leave you;  
bind them around your neck,  
write them on the tablet of your heart.  
**4** Then you will win favor and a good name  
in the sight of God and man.  
**5** Trust in the LORD with all your heart  
and lean not on your own understanding;  
**6** in all your ways submit to him,  
and he will make your paths straight.   
**7** Do not be wise in your own eyes;  
fear the LORD and shun evil.  
**8** This will bring health to your body  
and nourishment to your bones.



T is for †rust




Trust in the Lord with all your heart.  
Proverbs 3:5a





T is for

†rust



Trust in the Lord with all your heart.  
Proverbs 3:5a

# T is for trust



Trust in the Lord with all your heart.  
Proverbs 3:5a

Trust in the Lord with all your heart.  
Proverbs 3:5a

# T is for Trust

Trust in the Lord  
with all your heart.  
Proverbs 3:5a



**Trust** in the Lord with  
all your heart.  
Proverbs 3:5a

# T +



**Trust** in the Lord with all your heart.  
Proverbs 3:5a

T

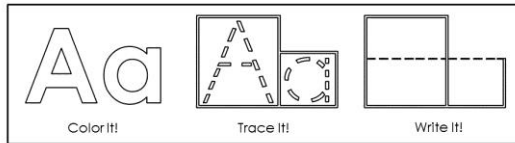




# Enjoying the FREE Home Version?

You may consider purchasing the full bundle for additional resources!

## Letter Tracing & Writing



Your attitude should  
be the same as that  
of Christ Jesus.  
Philippians 2:5




## Verse Tracing

Your attitude  
should be the  
same as that of  
Christ Jesus.  
Philippians 2:5



## Cut and Glue Verses

Your	attitude	should	be	the
same	as	that	of	Christ
Jesus.	Philippians 2:5			

## Flashcard Set

<b>A - attitude</b> Philippians 2:5 Your <b>attitude</b> should be the same as that of Christ Jesus. 	<b>B - believes</b> John 3:16 For God so loved the world that he gave his one and only Son, that whoever <b>believes</b> in him shall not perish but have eternal life. 	<b>C - created</b> Genesis 1:1 In the beginning God <b>created</b> the heavens and the earth. 
<b>D - directs</b> Psalm 19:11 God's word warns us of danger and <b>directs</b> us to hidden treasure. 	<b>E - everything</b> Philippians 2:14 Do <b>everything</b> without grumbling or arguing. 	<b>F - follow</b> John 21:19 Then he said to him, ' <b>Follow</b> me!' 

When you purchase the Raising Lil' Rock Stars Home Bundle, you are given a private link and password that allows you to go to the main download page at any time. You can easily access the entire base bundle all in one folder and additional resources such as the ones shown on this page. Any new "extras" will also be added to this page and provided to all who have purchased at no additional cost. Plus, your purchase helps our family, thank you!

**Buy Your Bundle Here!**