

Hi! Thank you for visiting [1+1+1=1](http://www.1plus1plus1equals1.com) and finding a resource you'd like to use! Please feel free to use these files for your own personal use. I provide them free of charge to bless others!

If you want to share, you may share these forms with others by sharing a link to my blog or to the page that hosts these files. Please do not link directly to just the PDF files (the link you are at now).

It is my prayer that others are blessed through my blog and any files I share!!!

~If you ever notice a typo, please let me know, a few slip by me now and then and I certainly want to fix them!

God Bless,

Carisa

www.1plus1plus1equals1.com

Be sure to download the [BABY ANIMALS MATCHING](#) printables too!




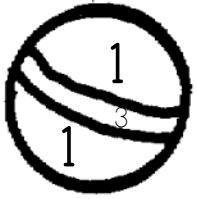
Follow Along with US...



This is PART TWO only,
be sure to download
PART ONE also!


They are not divided
any special way, just in
half for file size!

Kitten



- 1 = blue
- 2 = gray
- 3 = purple
- 4 = pink

D
U
P
P
Y



1 = yellow 2 = brown
3 = pink 4 = black

Moms and Babies




staple here



The cat loves her baby.



The frog loves her baby.



The rabbit loves her baby.



The guinea pig loves her babies.

staple here



The sheep loves her babies.



The lemur loves her baby.



The warthog loves her baby.



The horse loves her baby.

staple here



The elephant loves her baby.



The lynx loves her baby.



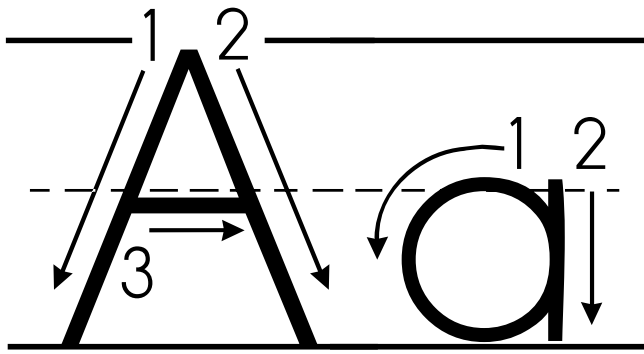
The koala loves her baby.

Babies

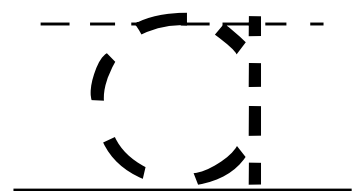
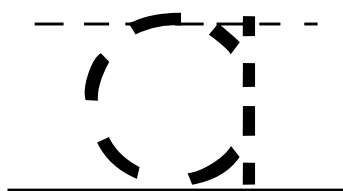
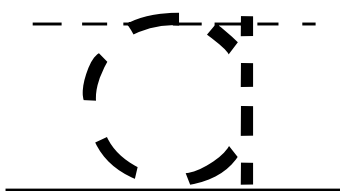
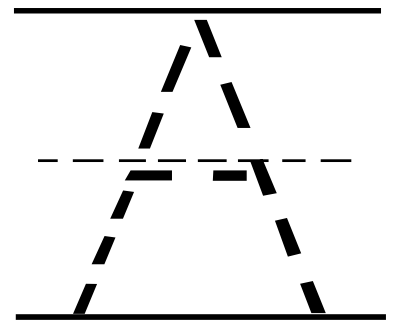
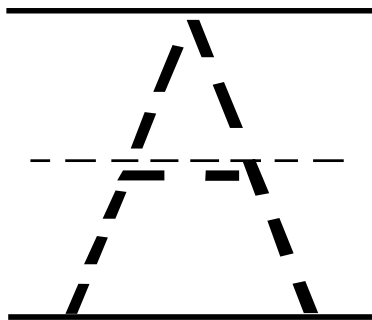
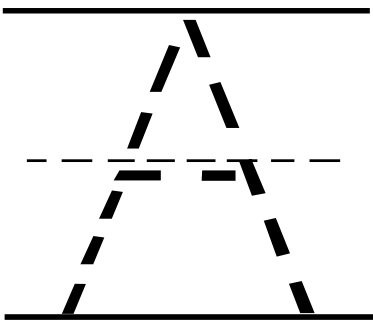
Adults

Cut and glue the pictures into the correct boxes.





is for
Animals



Print, laminate and cut out or slide into a sheet protector . Have your child either clip a clothespin to the correct beginning letter sound or use a dry erase marker to circle the correct beginning sound.



P D R



R S P



F E B



H T Y



C U S



G P E



K V D

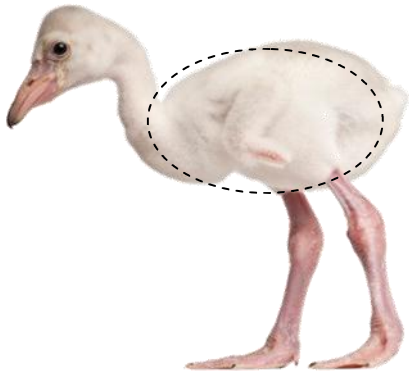


S B D



L T A


Find and Trace the Shape




oval



circle




square




triangle




heart



rectangle



diamond



star



crescent



I Like Baby Animals

I like baby animals,
Animals, animals.

I like baby animals,
I'll name some for you.



Kittens, puppies, chicks and foals,
Chicks and foals, chicks and foals.
Kittens, puppies, chicks and foals,
I can name some more.



Kids, ducklings, lambs and calves,
Lambs and calves, lambs and calves.
Kids, ducklings, lambs and calves,

I like baby animals.



So the LORD God
formed from the
ground all the wild
animals and all the
birds of the sky.

He brought them to the man to see
what he would call them, and the man
chose a name for each one.



Genesis 2:19



What Sound do I Make?

Cut out and match, or simply draw lines to match the correct words.



moo

baa

meow






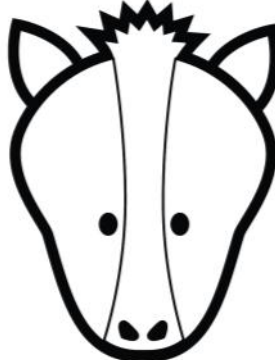



oink

neigh

quack

bark

Color Us!



After your child colors each animal, use these prompts to challenge your child to find the correct animal. Read them one at a time out loud to him/her. See if your child can tell you the name of the animal and/or the color s/he used to color it!

Which animal says MEOW?

Which animals says NEIGH?

Which animal says OINK?

Which animal has a TRUNK and is BIG

Which animal says MOO?

Which animal has 2 TALL EARS and HOPS??

Which animal climbs trees and EATS Eucalyptus Leaves?

Which animal lives in the FOREST and GROWLS?

Which animal is a PET and BARKS?

Which animal has a very LONG NECK?

Which animal ROARS and is called KING of the JUNGLE?

Which animal SQUEAKS and is very SMALL?

Which animals says MAA?

Which animal has STRIPES and runs very FAST?

Which animals says BAA?

Alphabet Mats

Use your choice of the following alphabet mats based on the ability of your child. Here are a few options...

Option 1: Use the solid mats simply to teach ABCs and say them together. Place the sheet in the [Crayola Dry Erase Activity Center](#) and challenge your child to circle the letter you call out. Have your child tell you the sound it makes too!

Option 2: Use them for tracing practice.

Option 3: Print one upper and one lower, and cut one set out. Have your child match them all up-either gluing on top or just laying.

Option 4: Print out the animals and challenge your child to match the animals to their beginning sound!



duck



cow



horse



flamingo



pig



lion



raccoon



seal



tiger



kitten



a

b

c

d

e

f

g

h

i

j

k

l

m

n

o

p

q

r

s

t

u

v

w

x

y

z





A

B

C

D

E

F

G

H

I

J

K

L

M

N

O

P

Q

R

S

T

U

V

W

X

Y

Z

