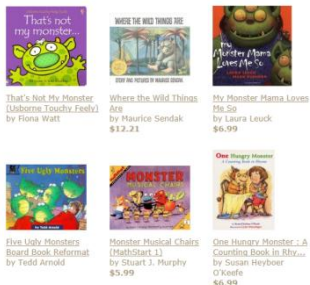


This **Monster** Kindergarten Pack features the following Kindergarten literacy and math skills...



- Using a number line
- Listening & Following Directions
 - Shapes/Colors
- Greater Than/Less Than
 - Identifying coins
 - Basic Fractions
 - Sorting
- Beginning Sounds
- Matching Descriptive Sentences



Fun Monster Books Here!



Monster Tot Pack


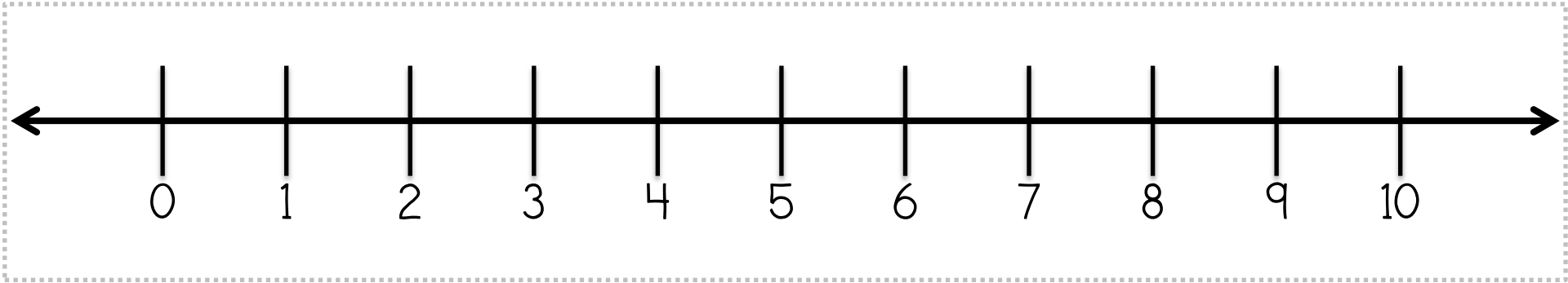


More Monster Fun on [my Monster Pinterest Board!](#)

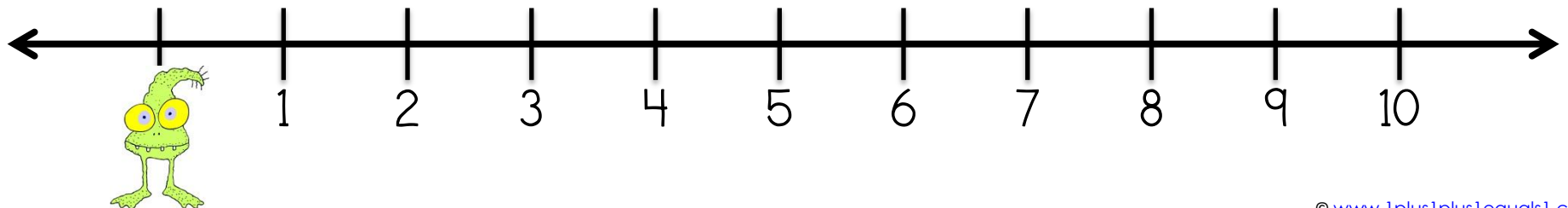
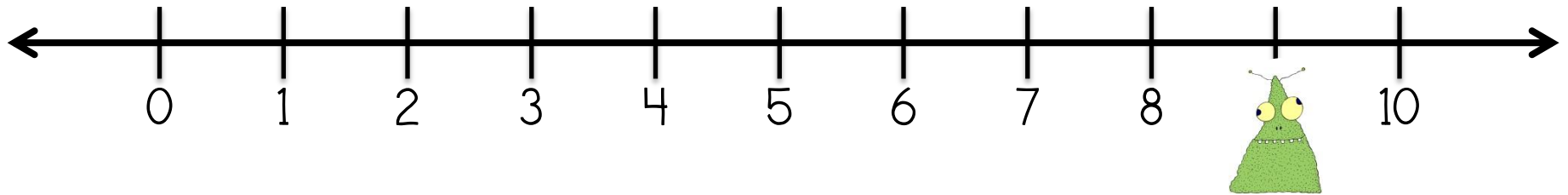
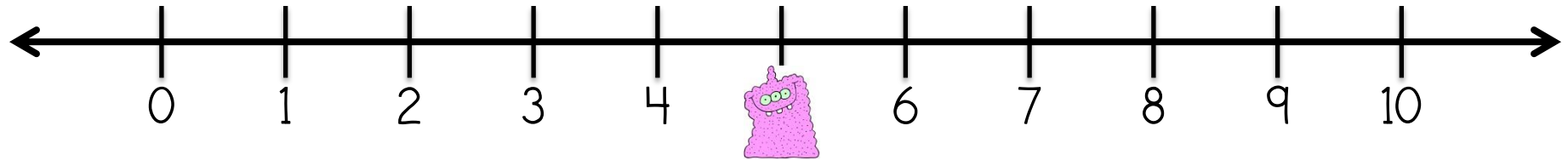
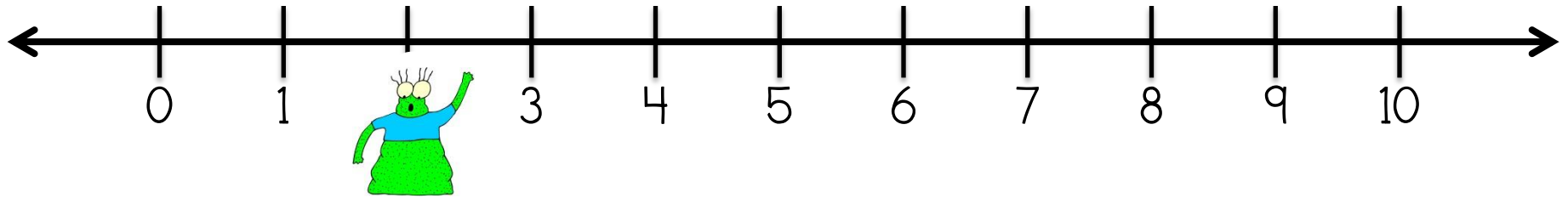


Cut out the number line and the characters. Use a character to cover up a number and have your child practice figuring out the hidden number. Use words such as “what number is before, after, or in between” to help learn math vocabulary!

Use the following page for more practice, cut the lines into strips if you want to, or leave the page whole.




Which number is hidden?




Listen and color!

On the next page, read each sentence to your child without showing him where to look. This activity is to improve listening and following directions, as well as review a few shapes and colors!




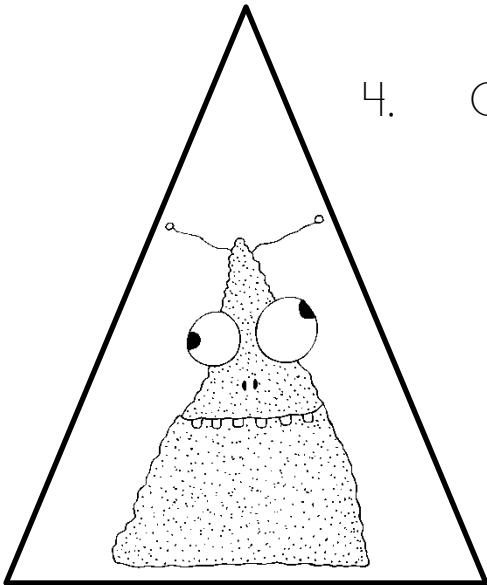
1. Color the monster in the **heart** pink.



2. Color the monsters in the **rectangle** blue and green.

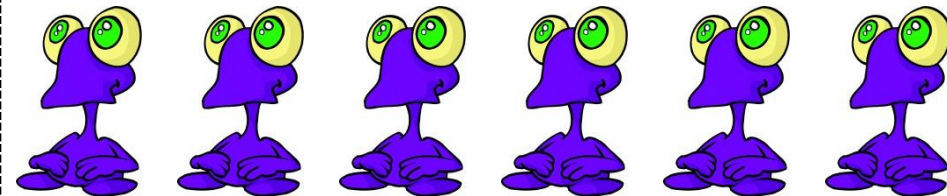


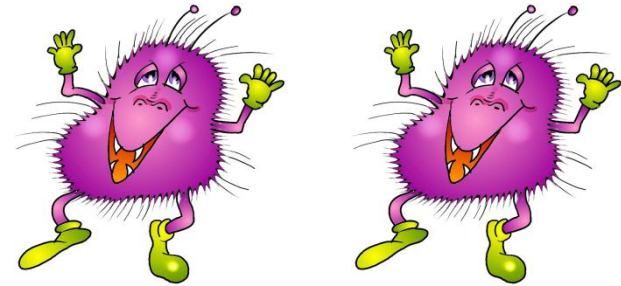

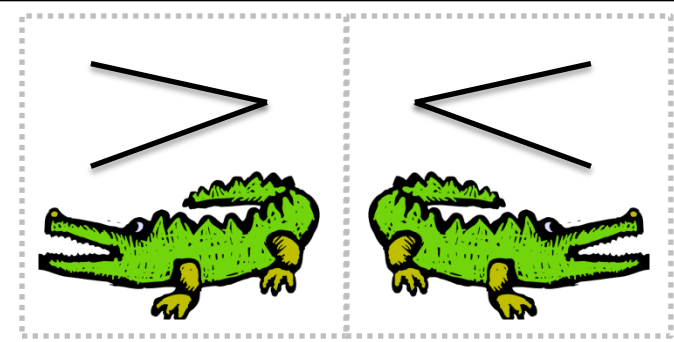
3. Color the monster in the **triangle** yellow.

4. Color the monster in the **hexagon** purple.



Print this page and cut out the rectangles and the alligator squares. Laminate is possible. Use the floor or a pocket chart to choose 2 amounts and have your child put the correct "alligator" for less than or more than in between the amounts!





© www.1plus1plus1equals1.com



What did each monster find?

How many did each monster find?

Use this page to help your child with identifying coins! Leave the page whole or cut them into cards, use real coins to match/sort too!




Match the Coins

Gather 4 of each type of coin and introduce the values and sizes of each coin.
Leave the page whole or cut them into cards, having your child sort the coins!

1

Penny

1




1

1

5

Nickel

5




5

5

10

Dime

10




10

10

25

Quarter

25



25

25

Use this page as a teaching tool, showing your child how the circles are divided.
You could print 2 copies and cut out one for matching and even cut the fraction
pieces apart to match if your child is more advanced!!

Fractions with Mike

1

$\frac{1}{2}$

$\frac{1}{2}$

$\frac{1}{3}$

$\frac{1}{3}$


$\frac{1}{3}$

$\frac{1}{4}$

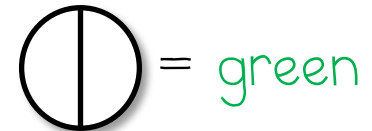
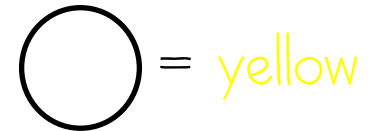
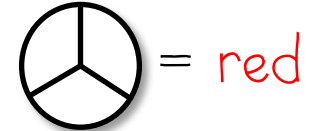
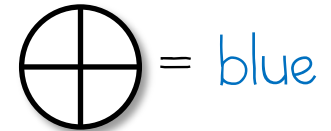









$\frac{1}{4}$

$\frac{1}{4}$

$\frac{1}{4}$






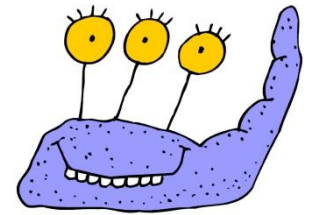


Use dot paint to find the fractions on Mike!



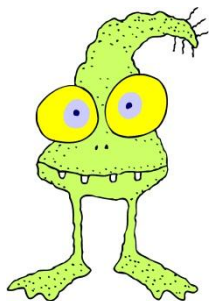
Cut and Sort the monsters!

2 eyes

3 eyes




Cut the rectangles out and mix them up to have your child match the sentences to the correct monster!



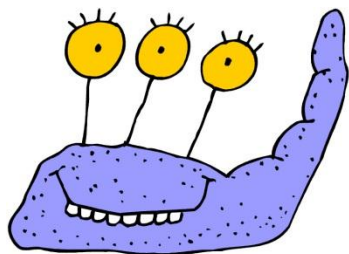
The monster has 2 legs.



The monster has 3 teeth.



The monster has a blue shirt.



The monster has 3
yellow eyes.

First, trace the names and talk about the beginning sound in each name. Then cut them out to mix up and have your child match up the names with the Monsters Inc. characters.



Mike



Sulley



Boo