

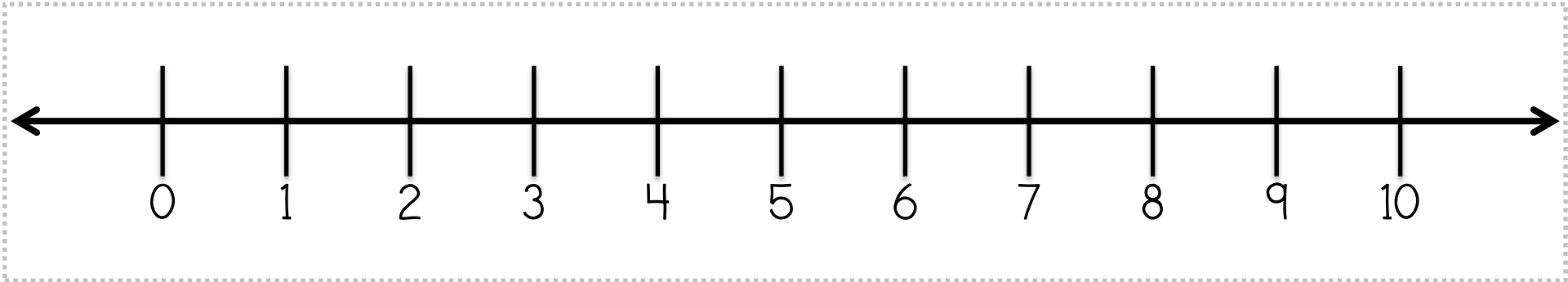
This **Lego** Kindergarten Pack features many Pre K and Kindergarten literacy and math skills!

Images are from [Lego Minifigures](#)

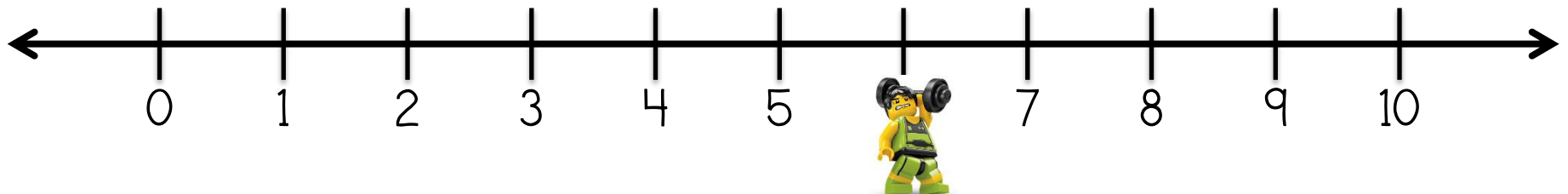
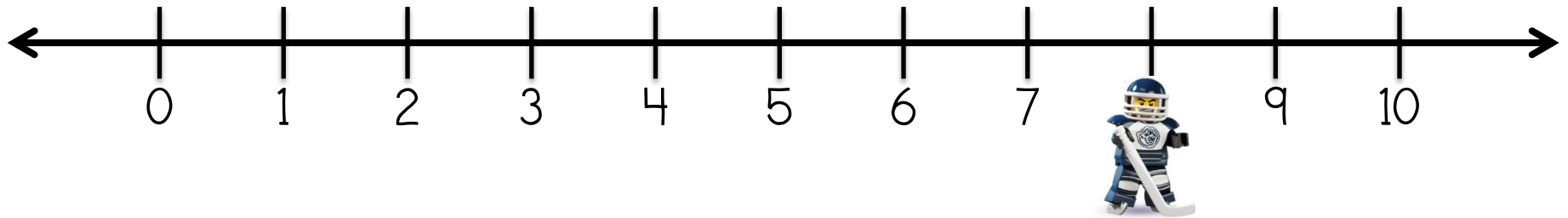
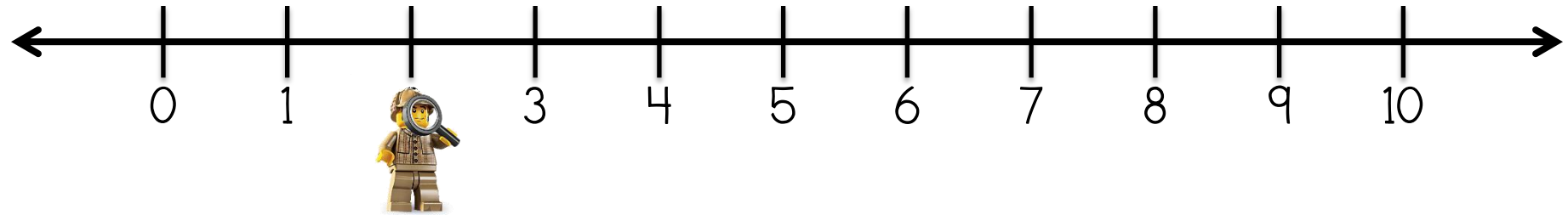
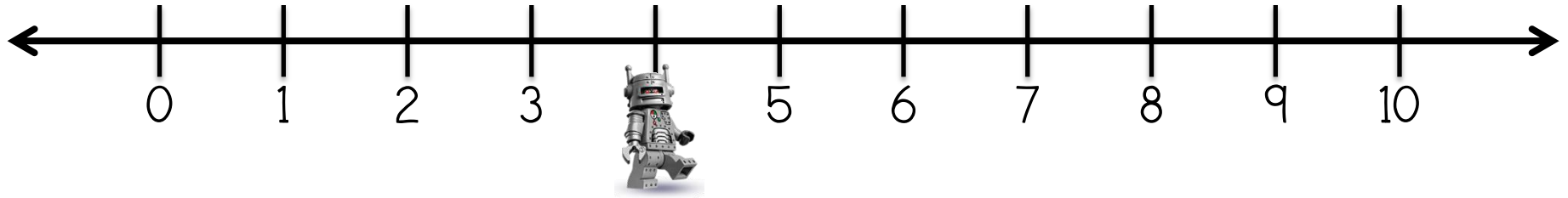


Cut out the number line and the characters. Use a character to cover up a number and have your child practice figuring out the hidden number. Use words such as “what number is before, after, or in between” to help learn math vocabulary!

Use the following page for more practice, cut the lines into strips if you want to, or leave the page whole.

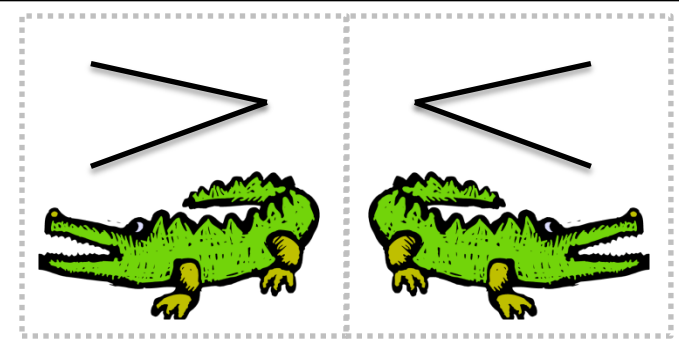


Which number is hidden?



Print this page and cut out the rectangles and the alligator squares. Laminate is possible. Use the floor or a pocket chart to choose 2 amounts and have your child put the correct "alligator" for less than or more than in between the amounts!

© www.1plus1plus1equals1.com



What did each Lego Friend find?

How many did each Lego Friend find?

Use this page to help your child with identifying coins! Leave the page whole or cut them into cards, use real coins to match/sort too!



Match the Coins

Gather 4 of each type of coin and introduce the values and sizes of each coin.
Leave the page whole or cut them into cards, having your child sort the coins!

1

Penny



1

5

Nickel



5

1

1

5

5

10

Dime



10

25

Quarter



25

10










10

25

25

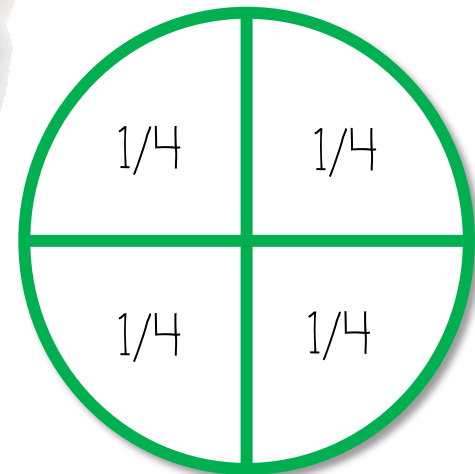

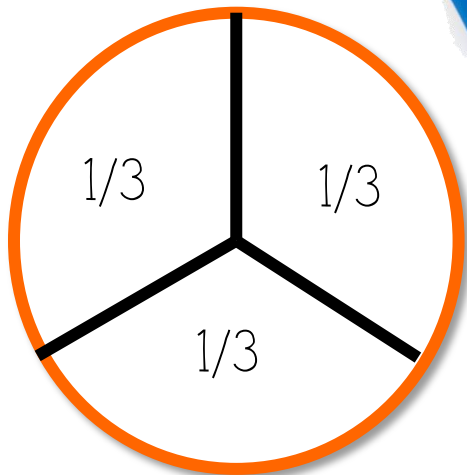
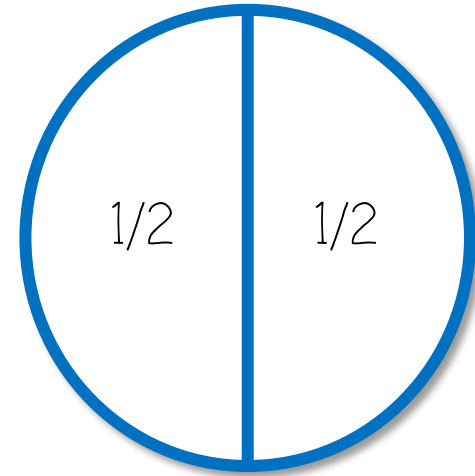

Math Fun

Use 2 colors (Dot Pint if you have it!) and make a pattern between **odd** and **even** numbers!

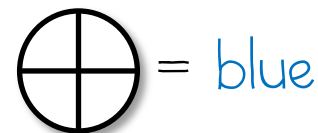








1		2	3		4	5		6
7	8		9	10		11	12	
13	14		15	16		17	18	
19	20		21		22	23		24
25	26	27	28	29	30			

Use this page as a teaching tool, showing your child how the circles are divided. If you have real Legos or similar blocks, use them for a hands on lesson in basic fractions similar to the circles!


Lego Fractions



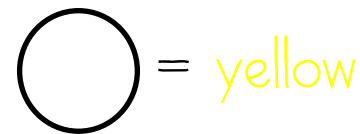
Use dot paint to find the fractions on the circles!



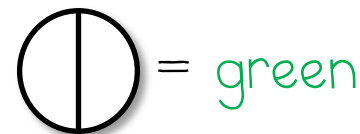
= blue



= red



= yellow



= green

Cut and Sort the Lego Characters!

hint: one group will have more than the other!

Sports that use a ball...



baseball



snowboarding



karate



soccer

Sports that do not use a ball...



tennis



hockey



skiing



surfing

Cut the rectangles out and mix them up to have your child match the sentences to the correct character!



I am a robot.



I am a ninja.



I am a clown.



I am a magician.

Cut the rectangles out and mix them up to have your child match the sentences to the correct character!



I am a detective.



I am a diver.



I am a snowboarder.

Use on the floor or in a pocket chart!



I Like



Staple Here



I like to sleep.



I like to box.



I like to fish.



I like to snowboard.



I like to surf.



I like to paint.



I like skateboarding!

Sort the rhyming words



clown



fish



mime

Cut out words and sort them on the previous page.

frown	wish	dime
time	town	dish
swish	lime	crown
slime	gown	squish
brown	Trish	grime

Can you write in the correct word for each sentence?

She	and	red	is
-----	-----	-----	----



The clown has a _____ nose.



_____ is dancing!



The mime is black _____ white.



She _____ surfing!

Can you trace the missing word for each sentence?



The clown has a red nose.



She is dancing!



The mime is black and white.



She is surfing!

Cut out the names and glue them by the correct character!



clown	Viking	robot	pilot
diver	ninja	weightlifter	mime

Can you write a sentence about what you see?



Can you write a sentence about what you see?



