

# Mr. Cookie Baker

by, Monica Wellington

A Kindergarten literature based unit study from  $1 + 1 + 1 = 1$

[www.1plus1plus1equals1.net](http://www.1plus1plus1equals1.net)

Copyright © 2015 Carisa Hinson  $1 + 1 + 1 = 1$

All rights reserved by author.

Permission to copy for single classroom/home use only.

Electronic distribution limited to single classroom/home use only.

Want to share? Link to my blog post/website, NOT the PDF file itself.

[Full Terms of Use here](#)


All images © [Thinkstock.com](http://Thinkstock.com) & [GraphicsFactory.com](http://GraphicsFactory.com)

Font Simplicity © [By the Butterfly](#)


# Color By Number Cookies



1-red  
2-orange  
3-yellow  
4-green  
5-blue  
6-purple  
7-brown  
8-pink



cookies



baker

# Making Cookies ~ 3 part matching



milk



butter



flour



sugar



sprinkles



cookies

# Making Cookies ~ 3 part matching



milk



butter



flour



sugar



sprinkles








cookies



# Math Connection ~ Cookie Patterns

Print 1 or 2 copies and use to make patterns. After using the pieces and making different patterns, use the page that follows to glue them down in a pattern if desired.









# Pattern Strip

{cut out and glue rectangles together to make a long strip for gluing the cookies in a pattern}

# Count & Graph the Cookies

Count the cookies shown and fill in the graph! Then answer the questions on the next page.

10						
9						
8						
7						
6						
5						
4						
3						
2						
1						
						





# Count the Cookies

Count from the graph and write in the correct number.



There was \_\_\_\_\_ blue striped cookie.



There were \_\_\_\_\_ pink striped cookies.



There were \_\_\_\_\_ green cookies with stars.



There were \_\_\_\_\_ red cookies with sprinkles.




There were \_\_\_\_\_ green cookies with sprinkles.



There were \_\_\_\_\_ white cookies with hearts.

# Phonics Connection ~ Letter C


Cut and glue all items that begin with the letter C on the letter C!



C is for COOKIE and...



# Unscramble the sentence



Glue It...

--	--	--	--	--

Write it...




cookies!

want

eat

I







to

# Find the Sight Word!

All of these sight words are in the book. Cut out the sight word cookies and use the ones your child is working on. Help your child find the words in the story and read the sentences together.



# Color the Cookies



# How Much Does the Cookie Cost?

Give your child a handful of coins and sort them to "buy" each cookie! Adjust your teaching to your child, some will only be exposing to coin names, some are ready for amounts, some are ready to add the total!





# Literacy Connection ~ Sequencing

---

Pocket Chart printables can be used in a pocket chart or just simply laid on the floor or table. Print pages on cardstock, laminate and then cut apart into strips. Use the book along with the strips to put the story back in order!

Story sequencing is an important skill in the early years and greatly helps with comprehension. Use these to work on putting the story back in order and also to work on reading with expression!

He mixes the dough.




He rolls out the dough.



He cuts out the shapes.



He bakes the cookies.



He decorates the cookies.



She sells the cookies.



He eats a cookie!



# Comprehension Connection

Use the following questions as you read, or after to improve comprehension. Make up your own questions too! Cut them out and make a game out of it. Put the cards in a bag or basket and have your child choose one to answer! If s/he is confused, turn to find the answer in the book, showing how to reread for better understanding!

What are some things Mr. Cookie Baker used to make cookies?

He cut out shapes with cookie cutters, what were some of those shapes?

What did he use to decorate the cookies?


Who Helped Mr. Cookie Baker sell the cookies?

Tell me about the people who came to buy the cookies.

What did Mr. Cookie Baker do at the end of the story?

# Character Connection


Let's talk about sharing cookies! Sharing is a great character lesson for young children, and treating others the way we want to be treated. Use the cookie cut outs below to role play and talk about sharing and treating others with kindness. Or, make real cookies and share them with others!



## Bible Connection

So whatever you wish  
that others would do  
to you, do also to  
them.

Matthew 7:12a





# Bible Connection


So whatever you

wish that others

would do to you,

do also to them.

Matthew 7:12a




# Bible Connection

So whatever you wish

that others would do to

you, do also to them.

Matthew 7:12a



# Bible Connection


do whatever you

wish that others

would do to you,

do also to them.

Matthew 7:12



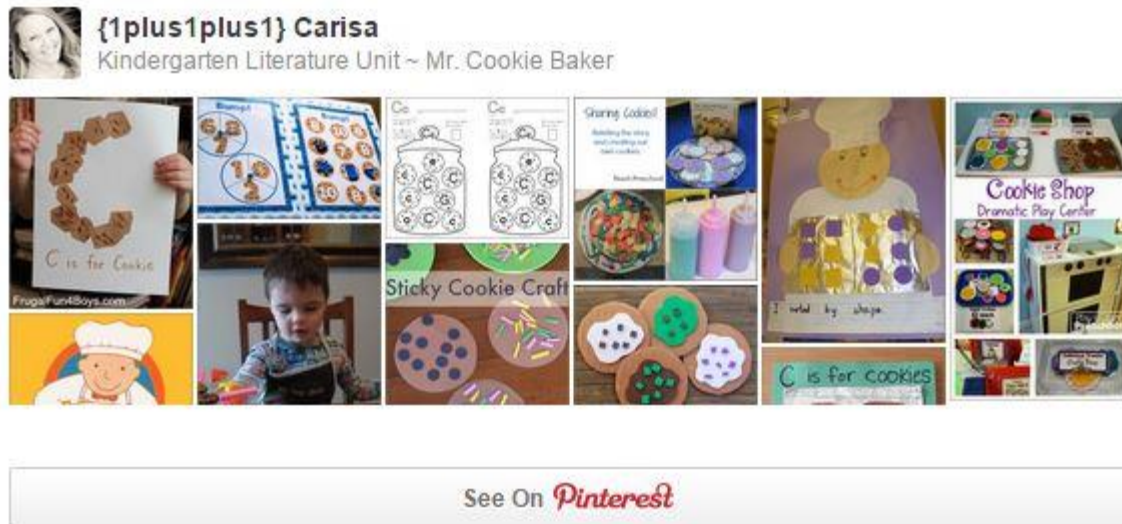
Fill in the blank and draw a picture of your favorite cookie!!

My favorite kind of  
cookie is \_\_\_\_\_.

# Mr. Cookie Baker

## Pinterest Board

Visit to see craft ideas, additional printables, recipes and more!




<http://www.pinterest.com/1plus1plus1/kindergarten-literature-unit~-mr-cookie-baker/>

# Set the Stage ~ Toys and Additional Books

Set the stage by creating a fun “invitation to learn” area for your unit. A simple shelf, basket, or bin will work. Gather any toys or books you have to prepare. Borrow items from a friend or the library. Think of any games or stuffed animals you may have to bring the story to life. Be sure to have the focus book and other books that stem from the focus book to inspire more reading. Below are some suggestions.








[Click to see](#) fun toys and books to go along with this unit!





# More Kindergarten Literature Units

## Kindergarten Literature Based Unit Study Printables



[www.1plus1plus1equals1.net](http://www.1plus1plus1equals1.net)