

Goose

by, Molly Bang

A Kindergarten literature based unit study from $1 + 1 + 1 = 1$
www.1plus1plus1equals1.net

Copyright © 2014 Carisa Hinson $1 + 1 + 1 = 1$

All rights reserved by author.

Permission to copy for single classroom/home use only.

Electronic distribution limited to single classroom/home use only.

Want to share? Link to my blog post/website, NOT the PDF file itself.

[Full Terms of Use here](#)

All images © Thinkstock.com & GraphicsFactory.com

Font Simplicity © [By the Butterfly](#)

Other Fonts © [Kimberly Geswein](#)

Sample Lesson Plan

Please remember all kids are different and during this fun early childhood stage it is still about having fun while learning. This is just a sample idea, please adjust to fit your child, and your family.

Day 1	Day 2	Day 3	Day 4	Day 5
read book	read book	read book	read book	read book
SCIENCE Sorting Birds and Mammals	CREATIVE art/craft {child's choice}	SCIENCE Goose Life Cycle	CREATIVE craft/art {child's choice}	repeat comprehension/ story sequencing
LITERACY G is for goose	LITERACY story sequencing	LITERACY rhyming	LITERACY comprehension questions	additional craft/art
MATH Number Word 3 part Cards	MATH Patterns	MATH Numbers 1-30	MATH Shapes	repeat favorites
CHARACTER I Am Special	BIBLE Philippians 4:13	CHARACTER Perseverance	WRITING I am learning...	

Phonics Connection ~ Letter G

Cut and glue all items that begin with the letter G onto the G !



G is for
Goose and...

Counting and Number Words ~ 3 part matching



one



two




three



four



five



six



seven



eight
















nine






ten

Counting and Number Words ~ 3 part matching

				
one	two	three	four	five
				
six	seven	eight	nine	ten










1. Color the goose in the **heart** orange.
2. Color the goose in the **rectangle** blue.
3. Color the goose in the **triangle** yellow.
4. Color the goose in the **hexagon** purple.
5. Color the goose in the **circle** green.
6. Color the goose in the **square** brown.



Math Connection ~ Patterns


Print 1 or 2 copies and use to make patterns. After using the pieces and making different patterns, use the page that follows to glue them down in a pattern if desired.



Pattern Strip

{cut out and glue rectangles together to make a long strip for gluing the pizza shapes in a pattern}

Count with the Goose and Trace the Missing Numbers

1	 2	3	4	5	 6
7	8	9	10	11	 12
13	14	15	 16	17	18
19	 20	21	22	23	 24
25	26	27	28	29	 30

Sort Birds and Mammals

Birds



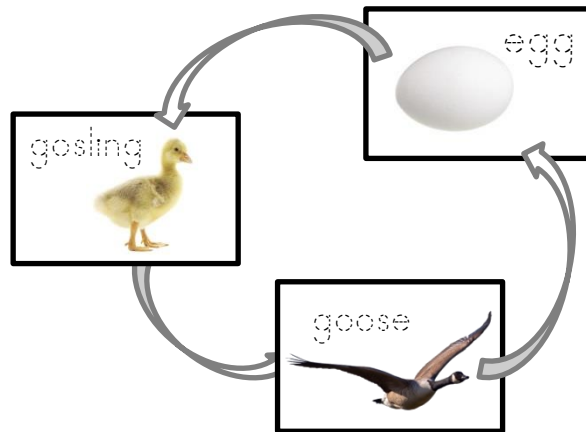


Mammals

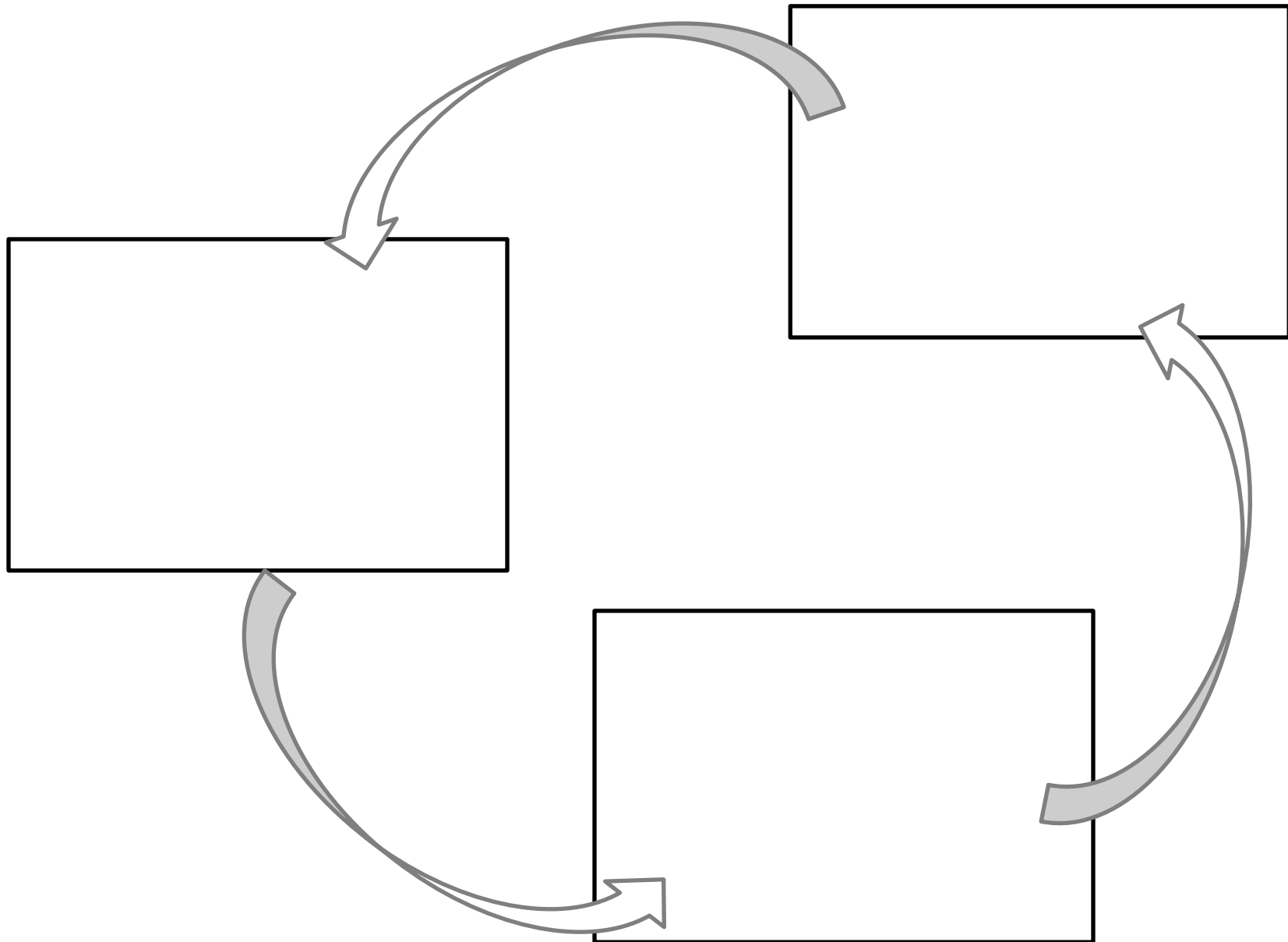


Have your child cut out the rectangles and glue them on the life cycle on the next page. Use this time to talk about the basic life cycle of a goose.

Answer...



Life Cycle of Goose



Character Connection ~ I am Special

In the story the goose learned that God made her to do something special, to fly!


We are all given special gifts and talents and when we do these things we feel great, just like the goose did.

Look at these words below and talk about what you think your special gifts and talents are. What make you special? Are you a good friend? Are you a good singer? Are you gentle, kind, loving?

Cut out the ones that you think share about you and glue them on the next page! Color and draw on the face to look like you!

I can sing.	I am gentle.	I am loving.	I can read.
I can dance.	I am a good friend.	I can help.	I am joyful.
I am kind.	I can swim.	I share.	I can draw.
I am patient.	I can run.	I listen well.	I am creative.

I Am Special!



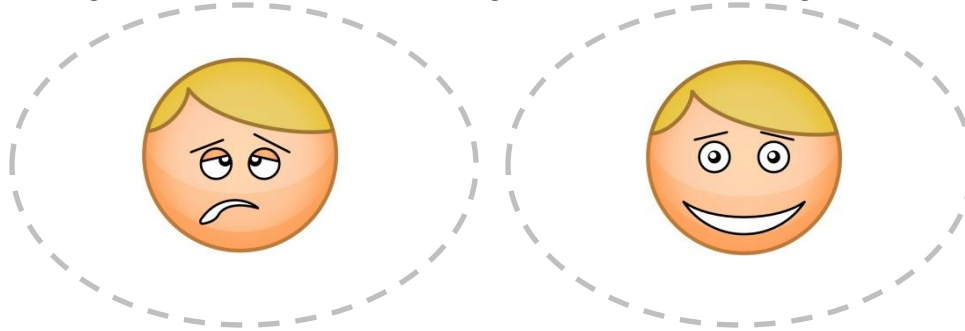
Character Connection ~ Perseverance

In the story, goose learns that she can fly. She didn't give up and enjoyed her new skill of flying.

You can learn to do things too, but only if you don't quit!

Think of something you are learning to do {write letters, learn to read, a sport, etc.}. Cut out and sort the faces and phrases below on the next page and talk about not giving up and persevering even when something is hard.

Quitting usually leaves us feeling sad and down, working hard to reach a goal often leaves us feeling joyful!



I quit!

I can't do it!

I can ask for help!

I can do it!

It's hard but I won't quit!

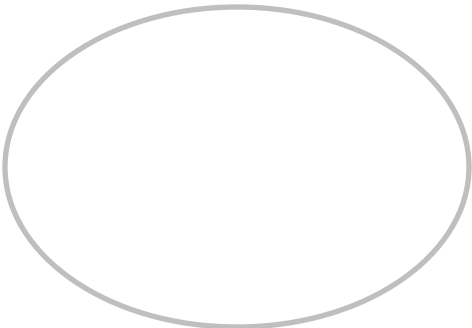
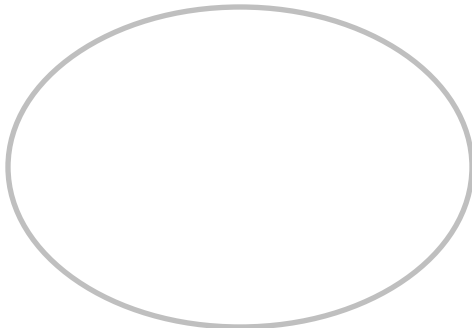
I won't!

I give up!

I'll try!

I will do my best!

Character Connection

Quitting	Persevering
	

Literacy Connection ~ Sequencing

Pocket Chart printables can be used in a pocket chart or just simply laid on the floor or table. Print pages on cardstock, laminate and then cut apart into strips. Use the book along with the strips to put the story back in order!

Story sequencing is an important skill in the early years and greatly helps with comprehension. Use these to work on putting the story back in order and also to work on reading with expression!

The egg rolled out of the nest.




It landed in a woodchuck den.



A baby goose hatched out!



The goose lived with the woodchucks.



The goose met new friends.



The goose learned to fly!



Comprehension Connection

Use the following questions as you read, or after to improve comprehension. Make up your own questions too! Cut them out and make a game out of it. Put the cards in a bag or basket and have your child choose one to answer! If s/he is confused, turn to find the answer in the book, showing how to reread for better understanding!

What was the
weather like on the
night the eggs were
laid?

Did the woodchucks
like the goose?

Why did goose
often feel sad?

What did goose do
because she was
sad?

When goose fell,
what did she learn
she could do?

In the end, where
did goose fly to?

Rhyming Fun

Cut these words out and use them to sort on the next page.

loose

beg

sky

moose

leg

my

spruce

peg

by

juice

Meg

shy

Rhyming Fun

g o o s e



f l y




e g g



Bible Connection

I can do all things
through Christ who
strengthens me.
Philippians 4:13



Bible Connection


I can do all

things through

Christ who

strengthens me.

Philippians 4:13




Bible Connection

I can do all things

through Christ who

strengthens me.

Philippians 4:13



Bible Connection

I can

do all

things

through

Christ

who

strengthens

me.

Philippians

4:13



Fill in the blanks!

I am learning to

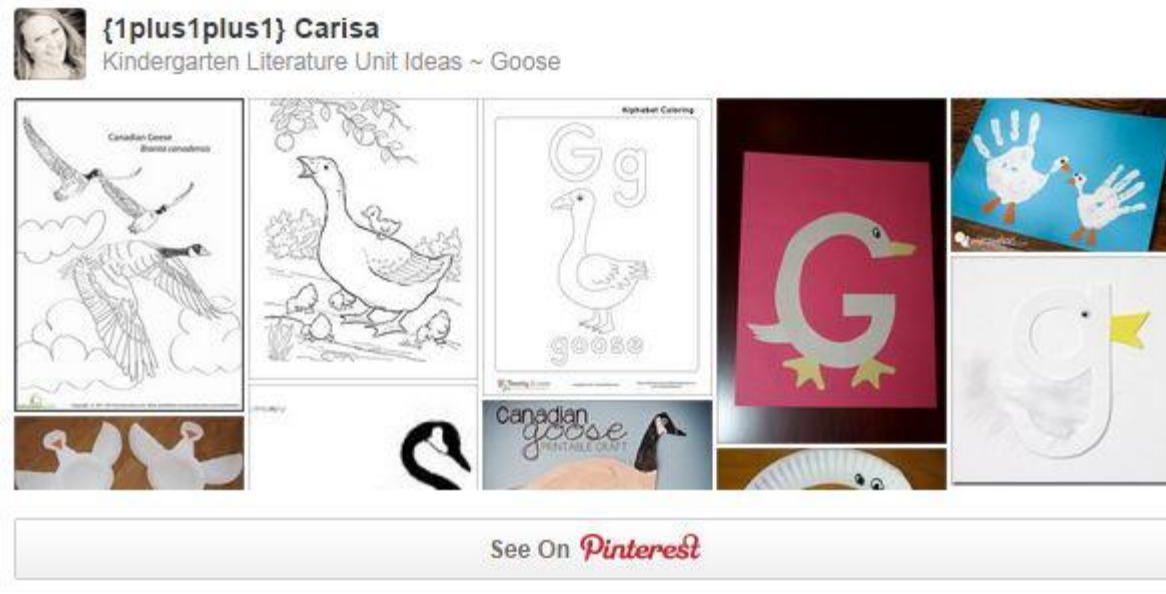
Handwriting practice lines consisting of four sets of three horizontal lines (top solid, middle dashed, bottom solid).

just like goose learned to
fly!

Goose

Pinterest Board

Visit to see craft ideas, additional printables, recipes and more!



<http://www.pinterest.com/1plus1plus1/kindergarten-literature-unit-ideas-~-goose/>

Set the Stage ~ Toys and Additional Books

Set the stage by creating a fun “invitation to learn” area for your unit. A simple shelf, basket, or bin will work. Gather any toys or books you have to prepare. Borrow items from a friend or the library. Think of any games or stuffed animals you may have to bring the story to life. Be sure to have the focus book and other books that stem from the focus book to inspire more reading. Below are some suggestions.

[Click to see](#) fun toys and books to go along with this unit!

