

My Cats Nick & Nora

by, Isabelle Harper & Barry Moser

A Kindergarten literature based unit study from $1 + 1 + 1 = 1$

www.1plus1plus1equals1.net

Copyright © 2014 Carisa Hinson $1 + 1 + 1 = 1$

All rights reserved by author.

Permission to copy for single classroom/home use only.

Electronic distribution limited to single classroom/home use only.

Want to share? Link to my blog post/website, NOT the PDF file itself.

[Full Terms of Use here](#)

All images © Thinkstock.com & GraphicsFactory.com

Font Simplicity © [By the Butterfly](#)

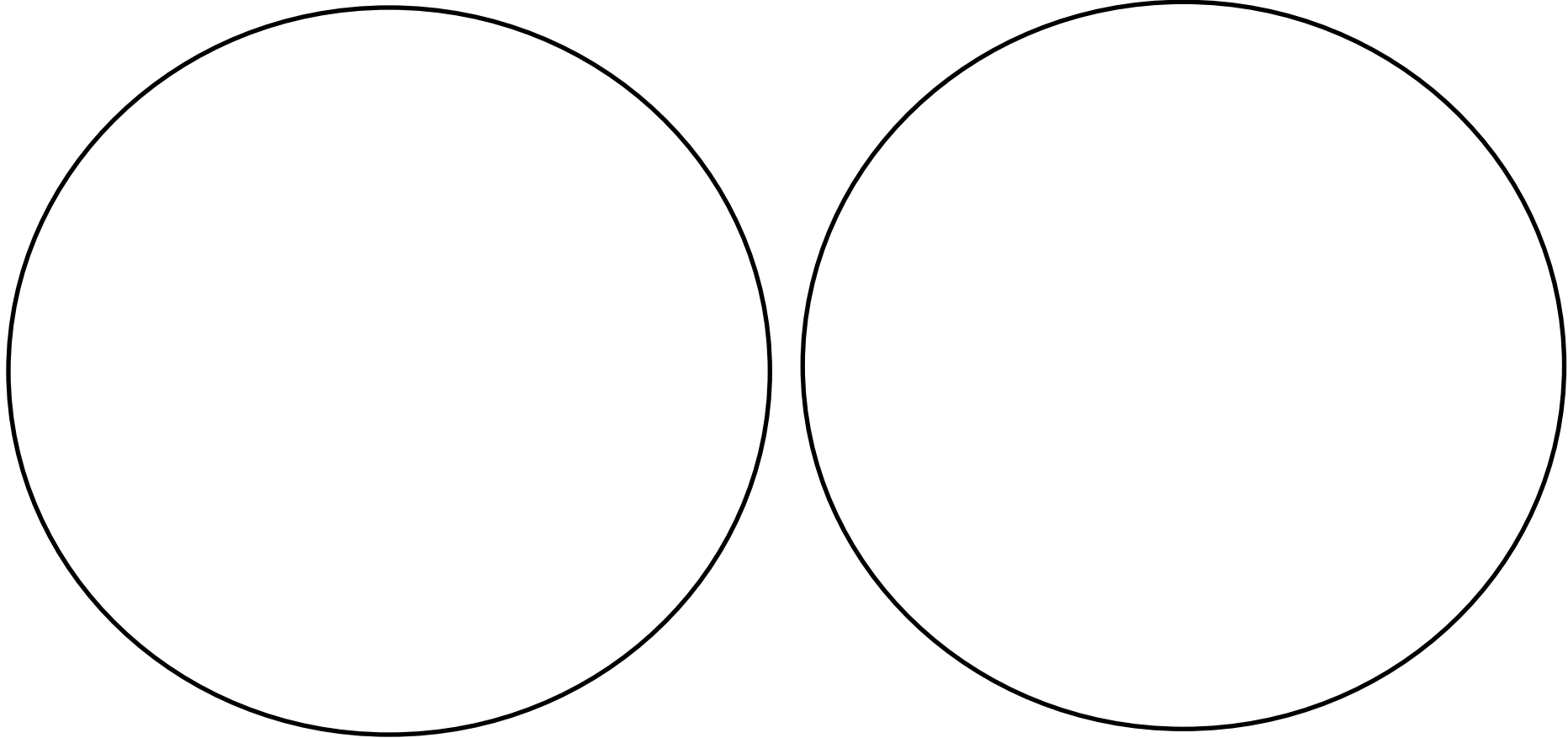
Sample Lesson Plan

Please remember all kids are different and during this fun early childhood stage it is still about having fun while learning. This is just a sample idea, please adjust to fit your child, and your family.

Day 1	Day 2	Day 3	Day 4	Day 5
read book	read book	read book	read book	read book
LITERACY Color Word Work 3 Part Cards	SCIENCE Sorting Cats	LITERACY Find the Sight Words	CREATIVE craft/art {child's choice}	repeat comprehension/ story sequencing
LITERACY N is for Nick & Nora	LITERACY story sequencing	LITERACY rhyming fun	LITERACY comprehension questions	additional craft/art
MATH Color By Number Cat	MATH favorite pet graph	MATH count & graph	MATH Coin Sorting	repeat favorites
CHARACTER Fluffy Fights	KITCHEN {parent choice}	BIBLE Bible verse	WRITING Invited to my party...	

Sorting Cats

The cats on the following page can be sorted in several different ways. Help your child think of different ways and use these sorting circles, or create your own. A few ideas ~ kittens/adults, colors, sitting/standing, long hair/short hair, favorites/not favorites. Discuss different features of cats, and read some nonfiction books about cats to learn more.



Sorting Cats



What's Your Favorite Pet?

Interview your family or friends to find out their favorite pet. Keep a list of who likes what and then fill in the graph!

Choices are



cat

dog



bird



fish









turtle



rabbit









10						
9						
8						
7						
6						
5						
4						
3						
2						
1						
						

Count & Graph the Balloon Colors

The girls have a birthday party for Nick and Nora. At the party they have balloons! Can count the balloons and graph them? Then answer the questions on the next page.



10						
9						
8						
7						
6						
5						
4						
3						
2						
1						
						

Count the Balloon Colors

Count from the graph and write in the correct number.



There was _____ red balloon.



There were _____ blue balloons.



There were _____ yellow balloons.



There were _____ green balloons.



There were _____ purple balloons.



There were _____ orange balloons.

Sort the Coins

Use real coins to let your child sort the coins Nick, Nora and their friends the dog and the bird collect!

Nick collects NICKELS



Nora collects QUARTERS



The Bird collects DIMES



The dog collects PENNIES



Phonics Connection ~ Letter N

Cut and glue all items that begin with the letter N onto the N!



N is for
Nick, Nora
and...

Color Words ~ 3 part matching



orange



purple



green



blue



red



yellow

Color Words ~ 3 part matching



orange



purple



green



blue



red



yellow

Literacy Connection ~ Sequencing

Pocket Chart printables can be used in a pocket chart or just simply laid on the floor or table. Print pages on cardstock, laminate and then cut apart into strips. Use the book along with the strips to put the story back in order!

Story sequencing is an important skill in the early years and greatly helps with comprehension. Use these to work on putting the story back in order and also to work on reading with expression!

Emmie comes over.



We find Nick and Nora.




We give them lessons.



We have a birthday party.



We take them for a walk.



We see Fluffy.



Nick and Nora run off.



We find the cats and take a nap.



Comprehension Connection

Use the following questions as you read, or after to improve comprehension. Make up your own questions too! Cut them out and make a game out of it. Put the cards in a bag or basket and have your child choose one to answer! If s/he is confused, turn to find the answer in the book, showing how to reread for better understanding!

How are the girls related?

How many animals did the girls invite to the birthday party?

What does Fluffy like to do?

What did the girls use to bring Nick and Nora home in the end?

How do you think the cats feel about being in the stroller?


What did the girls and the cats do at the end of the story?

Rhyming Fun

nap



cat



Nick



Rhyming Fun

Cut out the words and sort them on the previous sheet

tap

bat

tick

lap

hat

lick

rap

sat

sick

cap

rat

pick

Character Connection ~ Fluffy Fights

In the story we meet Fluffy, a cat who likes to fight. Use this as an opportunity to discuss friendship with your child.

Why wasn't Fluffy invited to the party?

Would you like Fluffy to come to your house?

What could Fluffy do to be a better kitty friend?

Are you ever like Fluffy?

Has anyone ever treated you badly like Fluffy treated his friends?



Bible Connection

A friend loves at
all times.

Proverbs 17:17a



Bible Connection

A friend loves at

all times.

Proverbs

17:17 a



Bible Connection

A friend loves at

all times.

Proverbs 17:17



Bible Connection

A friend loves at
all times.
Proverbs 17:17a



Fill in the blanks by choosing an animal or girl from the story!

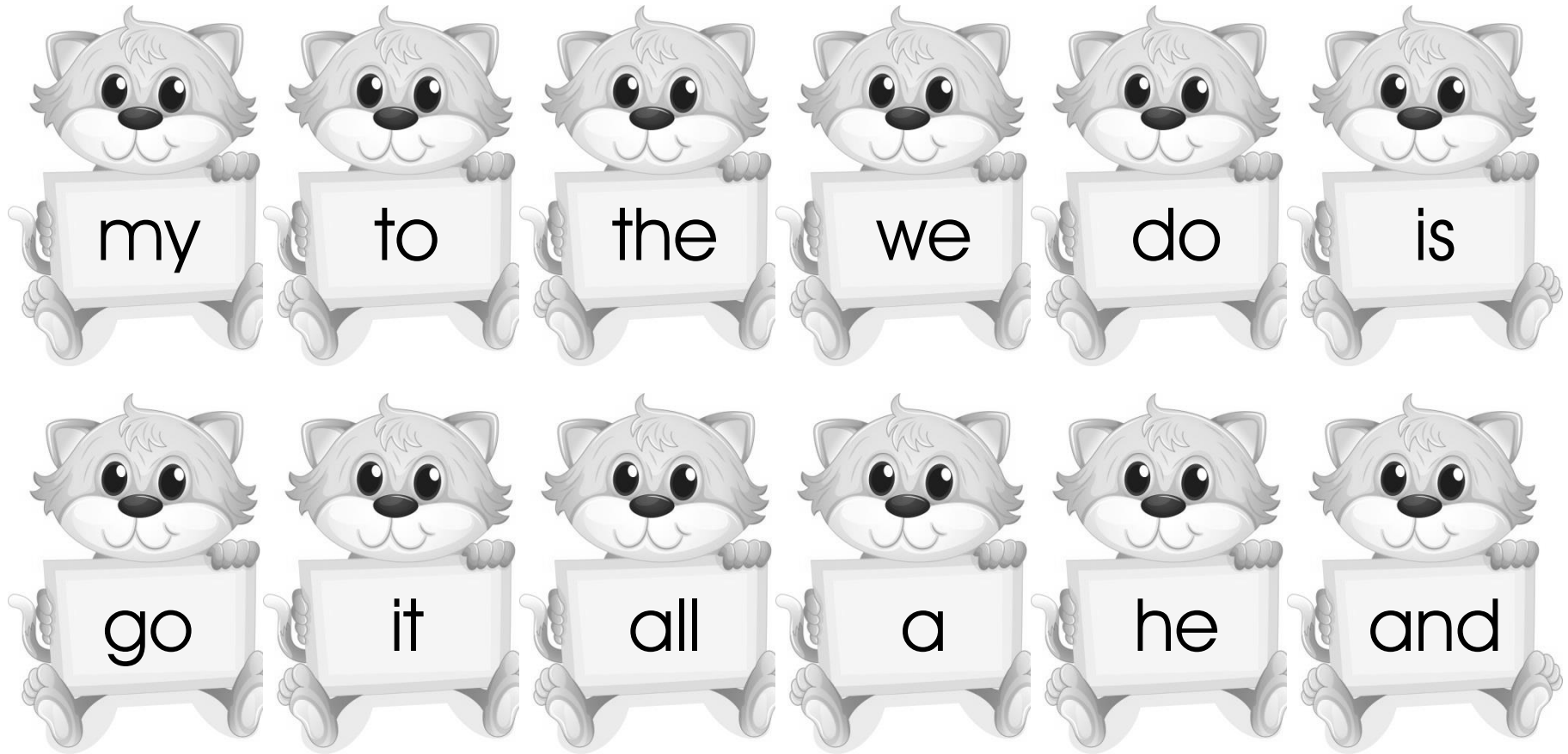
I would want _____

to come to my birthday _____


party because _____

Find the Sight Word!

All of these sight words are in the book. Cut out the sight word cats and use the ones your child is working on. Help your child find the words in the story and read the sentences together.



Color By Number Cat



1-red
2-orange
3-yellow
4-green
5-blue
6-purple

My Cats Nick and Nora

Pinterest Board

Visit to see craft ideas, additional printables, recipes and more!




<http://www.pinterest.com/1plus1plus1/my-cats-nick-and-nora-~-kindergarten-literature-un/>

Set the Stage ~ Toys and Additional Cat Books









Set the stage by creating a fun “invitation to learn” area for your unit. A simple shelf, basket, or bin will work. Gather any toys or books you have to prepare. Borrow items from a friend or the library. Think of any games or stuffed animals you may have to bring the story to life. Be sure to have the focus book and other books that stem from the focus book to inspire more reading. Below are some suggestions.

[Click to see](#) fun toys and books to go along with this unit!



More Kindergarten Literature Units

Kindergarten Literature Based Unit Study Printables



www.1plus1plus1equals1.net