

“Hi, Pizza Man!”

by, Virginia Walter

A Kindergarten literature based unit study from $1 + 1 + 1 = 1$

www.1plus1plus1equals1.net

Copyright © 2014 Carisa Hinson $1 + 1 + 1 = 1$

All rights reserved by author.

Permission to copy for single classroom/home use only.

Electronic distribution limited to single classroom/home use only.

Want to share? Link to my blog post/website, NOT the PDF file itself.

[Full Terms of Use here](#)

All images © Thinkstock.com & GraphicsFactory.com

Font Simplicity © [By the Butterfly](#)


Sample Lesson Plan

Please remember all kids are different and during this fun early childhood stage it is still about having fun while learning. This is just a sample idea, please adjust to fit your child, and your family.

Day 1	Day 2	Day 3	Day 4	Day 5
read book	read book	read book	read book	read book
SCIENCE 3 part animal cards	CREATIVE art/craft {child's choice}	SCIENCE animal names & sounds matching	CREATIVE craft/art {child's choice}	repeat comprehension/ story sequencing
LITERACY P is for pizza	LITERACY story sequencing	LITERACY rhyming fun	LITERACY comprehension questions	additional craft/art
MATH pizza patterns	MATH favorite toppings graph	MATH count & graph	MATH write numbers from count and graph	repeat favorites
CHARACTER Kind/Rude Words	KITCHEN {parent choice}	BIBLE Bible verse	WRITING My Favorite Animal	

Math Connection ~ Pizza Patterns

Print 1 or 2 copies and use to make patterns. After using the pieces and making different patterns, use the page that follows to glue them down in a pattern if desired.









Pattern Strip

{cut out and glue rectangles together to make a long strip for gluing the pizza shapes in a pattern}

What's Your Favorite Pizza Topping?

Interview your family or friends to find out their favorite pizza toppings. Keep a list of who likes what and then fill in the graph!

10						
9						
8						
7						
6						
5						
4						
3						
2						
1						
						

Choices are

mushrooms 

 peppers

olives 


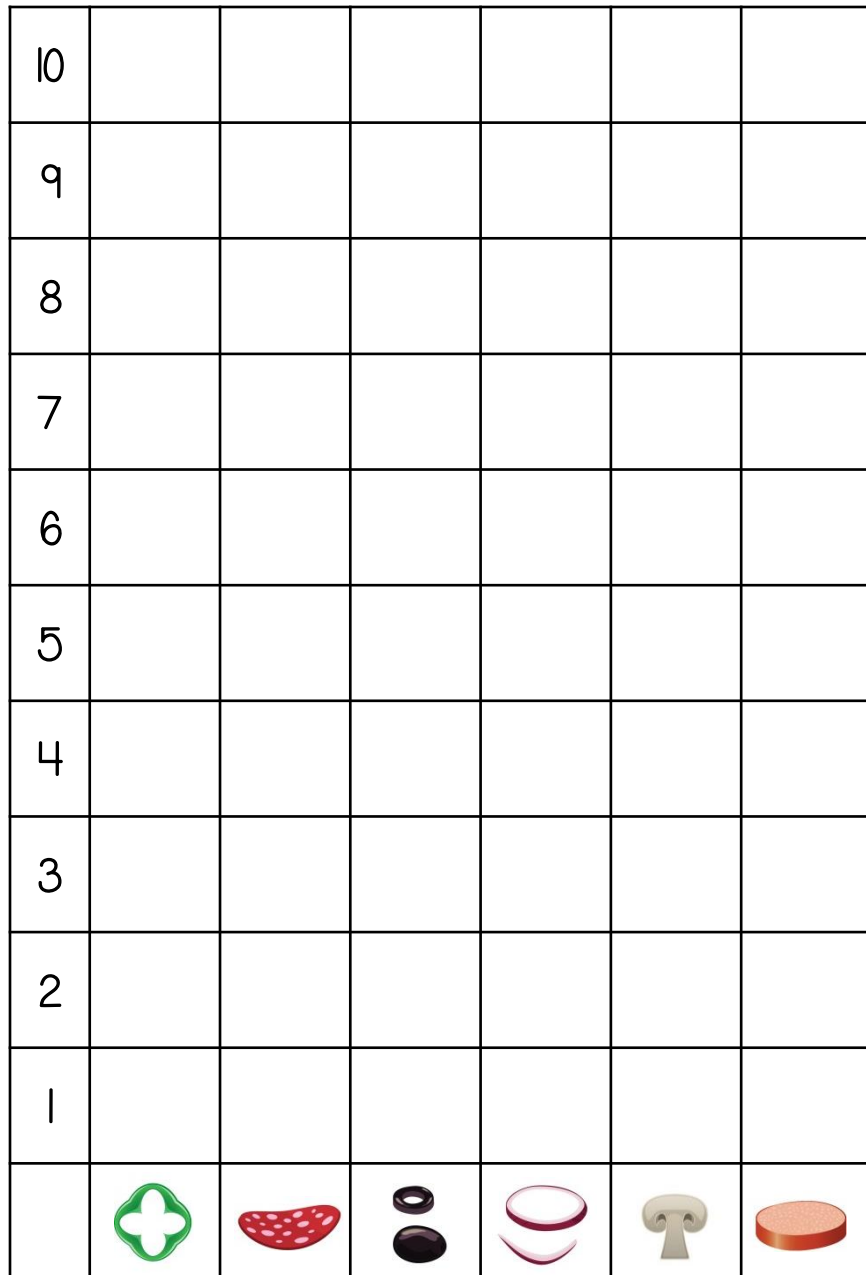
 onions

pepperoni 

 sausage

Count & Graph the Toppings

Count the pizza toppings shown and fill in the graph!
Then answer the questions on the next page



Count the Toppings

Count from the graph and write in the correct number.



There was _____ mushroom.




There were _____ pieces of pepperoni.



There were _____ onions.



There were _____ olives.



There were _____ pieces of sausage.



There were _____ peppers.

Phonics Connection ~ Letter P

Cut and glue all items that begin with the letter P onto the pizza!



P is for
PIZZA
and...

Animal Connection ~ 3 part matching



kitty




dog



cow



snake



duck



dinosaur

Animal Connection ~ 3 part matching



kitty




dog



cow



snake



duck



dinosaur

Animal Connection ~ animal names & sounds

Draw a line to connect the animals to their names and sounds!

dog



roar

dinosaur



meow

cat



moo

duck



sssss

snake



woof

cow



quack

Literacy Connection ~ Sequencing

Pocket Chart printables can be used in a pocket chart or just simply laid on the floor or table. Print pages on cardstock, laminate and then cut apart into strips. Use the book along with the strips to put the story back in order!

Story sequencing is an important skill in the early years and greatly helps with comprehension. Use these to work on putting the story back in order and also to work on reading with expression!

Vivian is hungry.



"Hi! Pizza Man!"



"Hi! Pizza Woman!"




"Meow Meow, Pizza Kitty!"



"Woof Woof, Pizza Dog!"



"Quack Quack, Pizza Duck!"



"Roar Roar, Pizza Dinosaur!"



"SSSSSSSSSS, Pizza Snake!"



"Moooooooo, Pizza Cow!"



Ring! Ring! "Hi! Pizza Man!"



Comprehension Connection

Use the following questions as you read, or after to improve comprehension. Make up your own questions too! Cut them out and make a game out of it. Put the cards in a bag or basket and have your child choose one to answer! If s/he is confused, turn to find the answer in the book, showing how to reread for better understanding!

What was Vivian doing before she told Mama she was hungry?

How many different animals did they imagine came to the door?

Which animal is your favorite?

Why do you think they shaped the "sssssss" for the snake in a spiral shape?

Why do you think they wrote the words on the dinosaur page so large?

What happened at the end of the story?

Rhyming Fun

dog



cat



man



Rhyming Fun

Cut out the words and sort them on the previous sheet

log

bat

ban

hog

hat

tan

jog

sat

ran

bog

rat

pan

Character Connection

In the book, mama asks Vivian what she will say when the doorbell rings and they open the door. Using polite and kind words with others is an important character quality to help develop in young kids.

Cut the words and kids out to role play the phrases and discuss kind words to use with others. Discuss using polite and uplifting words versus rude words and how we can hurt feelings of others. After role playing, sort the words on the chart on the next page.



"Hi!"

"Hello!"

"I don't like you!"

"Do you want to play?"

"Let's be friends!"

"Get away from me!"

"You aren't my friend."

"How are you doing?"

"It's nice to meet you!"

Character Connection

Kind Words	Rude Words

Bible Connection

A gentle answer
turns away wrath but
a harsh word stirs up
anger.

Proverbs 15:1

Bible Connection

A gentle answer

turns away wrath

but a harsh word

stirs up anger

Proverbs 15:1

Bible Connection

A gentle answer turns

away wrath but a harsh

word stirs up anger

Proverbs 15:1

Bible Connection

A gentle answer

turns away wrath

but a harsh word

stirs up anger

Proverbs 15:1

Fill in the blanks!


My favorite animal in the
book is _____.

I like this animal because


_____.

Pizza Craft

Paint or color the crust, the sauce and the cheese. Then cut and glue on your favorite toppings {from the next page}!




Pizza Craft ~ Cut out the toppings you like!



Art Connection ~ Design a Pizza Box



Art Connection ~ Design a Pizza



[illegible]

<http://www.pinterest.com/1plus1plus1/hi-mr-pizza-man-kindergarten-literature-unit-ideas/>

Set the Stage ~ Toys and Additional Pizza Books








Set the stage by creating a fun “invitation to learn” area for your unit. A simple shelf, basket, or bin will work. Gather any toys or books you have to prepare. Borrow items from a friend or the library. Think of any games or stuffed animals you may have to bring the story to life. Be sure to have the focus book and other books that stem from the focus book to inspire more reading. Below are some suggestions.

[Click to see](#) fun toys and books to go along with this unit!



More Kindergarten Literature Units

Kindergarten Literature Based Unit Study Printables



www.1plus1plus1equals1.net