

Hi! Thank you for visiting [1+1+1=1](#) and finding a resource you'd like to use! Please feel free to use these files for your own personal use. I provide them free of charge to bless others!

If you want to share, you may share these forms with others by sharing a link to my blog or to the page that hosts these files. Please do not link directly to just the PDF files (the link you are at now).

It is my prayer that others are blessed through my blog and any files I share!!!



~If you ever notice a typo, please let me know, a few slip by me now and then and I certainly want to fix them!

God Bless,

*Carisa*





\*\*This file was created 11/2010

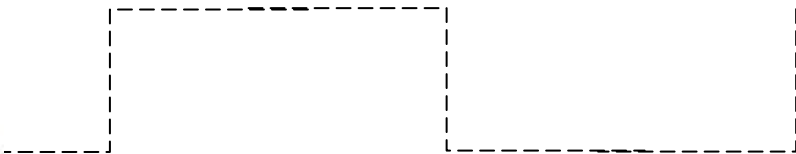
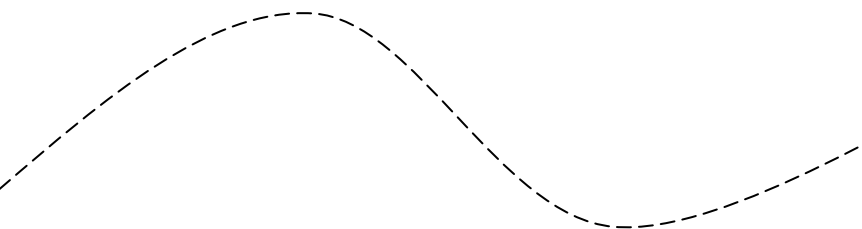

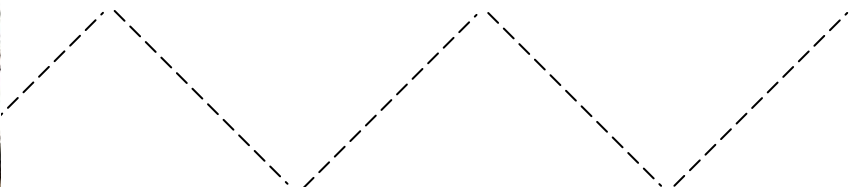


is for Vikings

is for dragons




# Help the Viking get to the dragon

















Cut out and tape together the two strips to make 1 long patterning board. Use the graphics on the previous page to work on different patterns with your child!



# DRAGON ABC



# MATCHING



# Color by Number



1 = green  
2 = brown

3 = yellow  
4 = blue

# Vikings

# Dragons

*Cut and glue the pictures into the correct boxes.*



D d

is for  
dragon



D

D

D

D

d

d

d

d