

Hi! Thank you for visiting [1+1+1=1](http://www.1plus1plus1equals1.com) and finding a resource you'd like to use! Please feel free to use these files for your own personal use. I provide them free of charge to bless others!

If you want to share, you may share these forms with others by sharing a link to my blog or to the page that hosts these files. Please do not link directly to just the PDF files (the link you are at now).

It is my prayer that others are blessed through my blog and any files I share!!!

~If you ever notice a typo, please let me know, a few slip by me now and then and I certainly want to fix them!

God Bless,



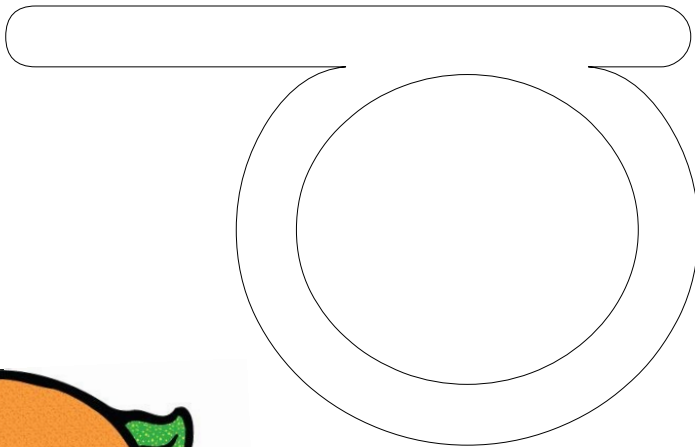

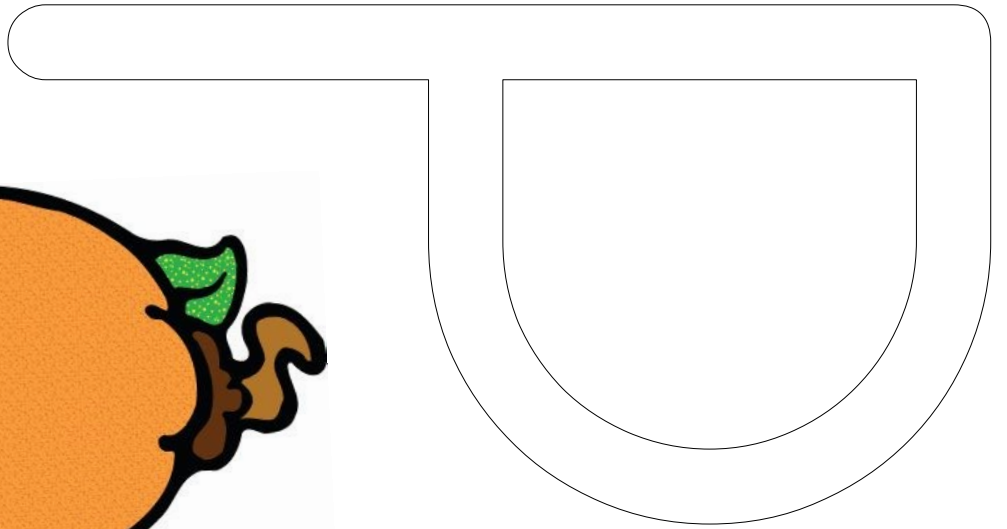

*Carisa*





[www.1plus1plus1equals1.com](http://www.1plus1plus1equals1.com)

Although this is labeled "Preschool Pack" this pack contains printables that can be used with **tots**, **preschoolers** and **Kindergartners**. Just print the pages that your child would enjoy, they aren't organized in any particular way!

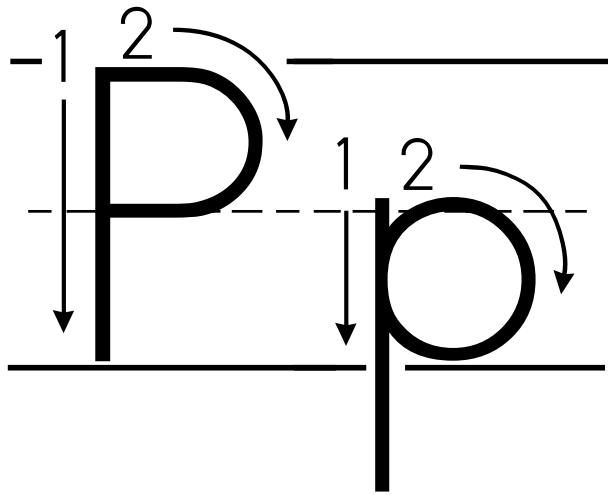


is for pumpkin

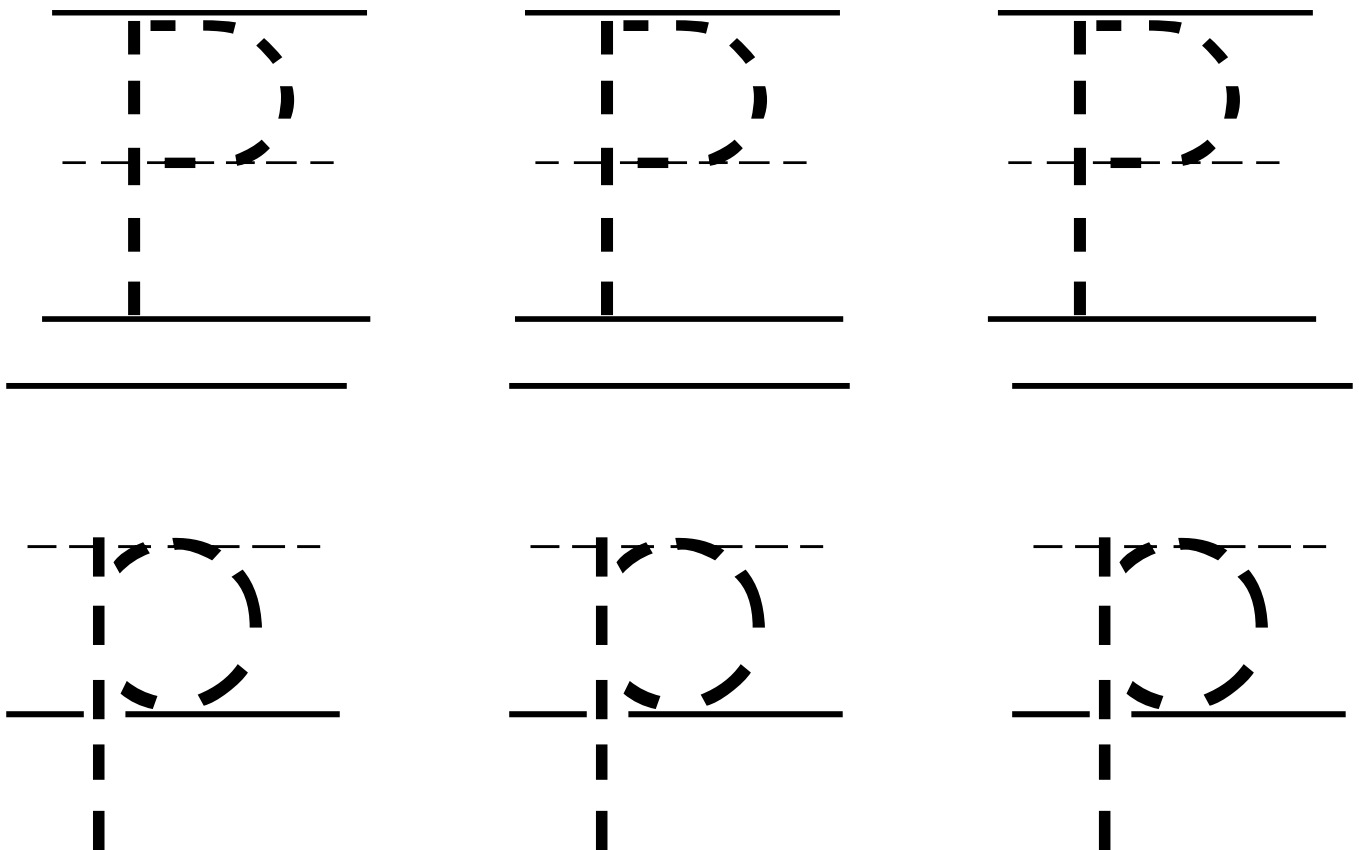



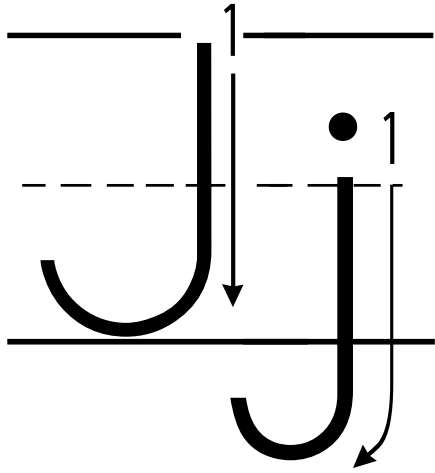


is for jack-o-lantern

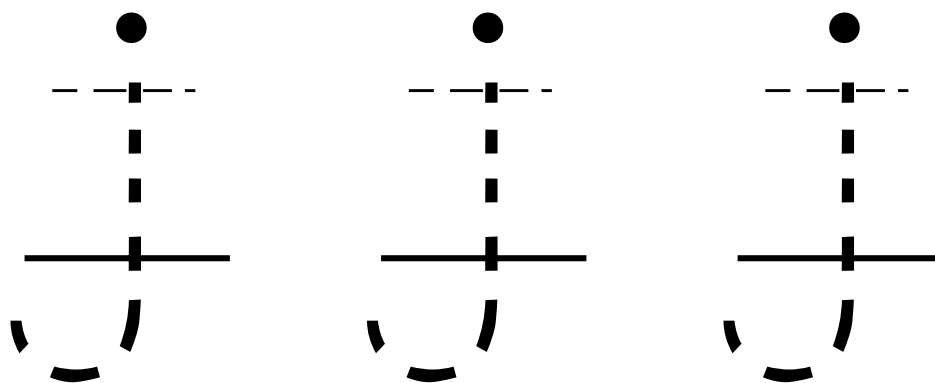
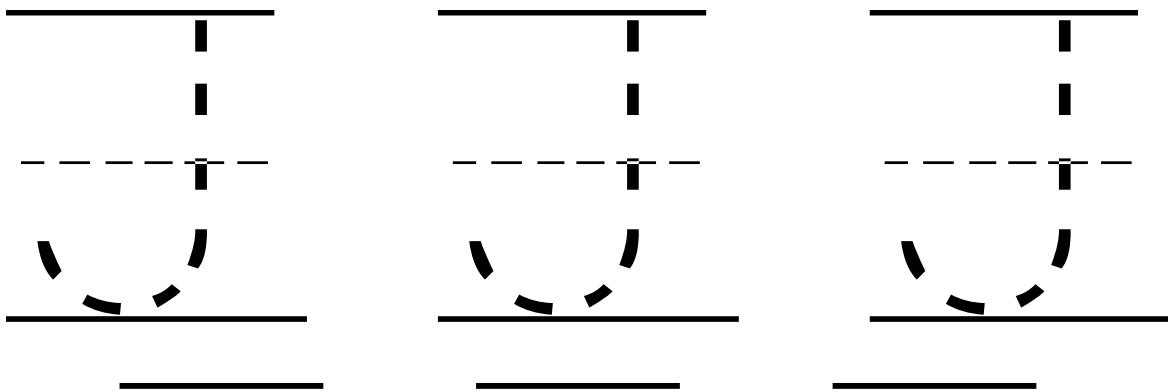


is for  
pumpkin





is for  
Jack-o-Lantern



Print and cut apart puzzle pieces. Leave the numbers on so your child can practice numbering from 1-10 or cut them off and let him have fun figuring out the puzzle!

	1
	2
	3
	4
	5
	6
	7
	8
	9
	10

Print and cut apart puzzle pieces. Leave the numbers on so your child can practice numbering from 11-20 or cut them off and let him have fun figuring out the puzzle!







	11
	12
	13
	14
	15
	16
	17
	18
	19
	20

Cut out the dice template below, fold on the dotted lines and tape/glue together to make dice. Have your child roll the dice and then fill in a square of the graphic that was rolled until one of the colors reaches 10!
















# Pumpkin Graphing


10						
9						
8						
7						
6						
5						
4						
3						
2						
1						
						

# Pumpkin Graphing


5						
4						
3						
2						
1						
						

# What comes next?




# How is the Jack-O-Lantern Feeling?



Can you draw a face to show his feelings?  
Ask an adult for help if you need it!


staple here




The jack-o-lantern is **happy**.



The jack-o-lantern is **sad**.




The jack-o-lantern is **angry**.



The jack-o-lantern is **scared**.


staple here



The jack-o-lantern is **excited**.



The jack-o-lantern is **sleepy**.



The jack-o-lantern is **worried**.

# Pumpkins

# Jack-o-Lanterns

Cut and glue the pictures into the correct boxes.





a

b

c

d

e

f

g

h

i

j

k

l

m

n

o

p

q

r

s

t

u


v

w

x

y

z





A

B

C

D

E

F

G

H

I

J

K

L

M

N

O

P

Q

R

S

T

U


V

W

X

Y

Z







The cat is in




the pumpkin.




I see three

pumpkins.

I see lots of pumpkins.






red



blue



black




green



yellow



purple




orange



brown



pink



red



blue



black




green




yellow



purple




orange



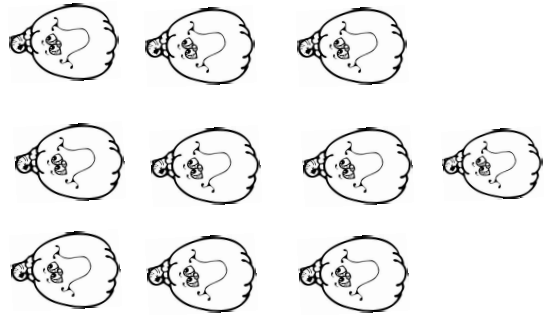
brown



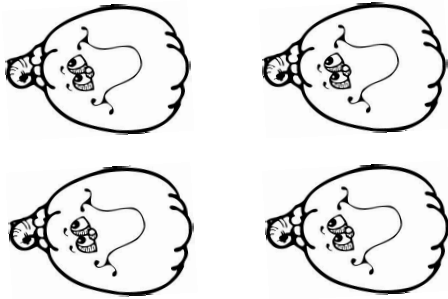
pink



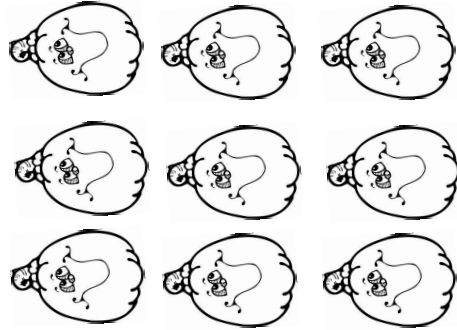
five



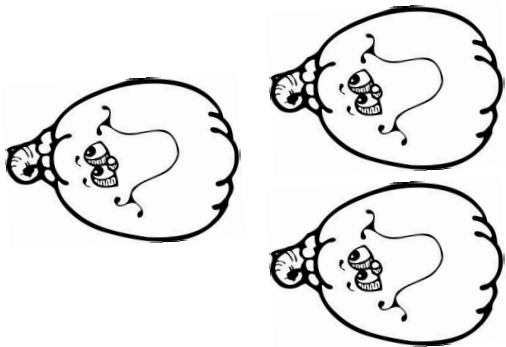
ten



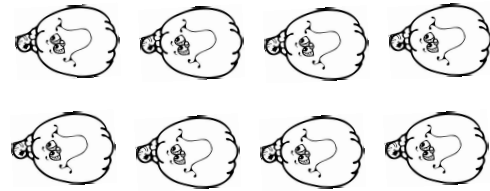
four



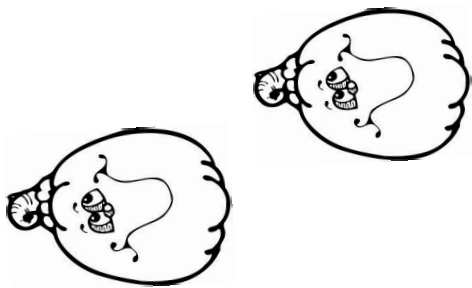
nine



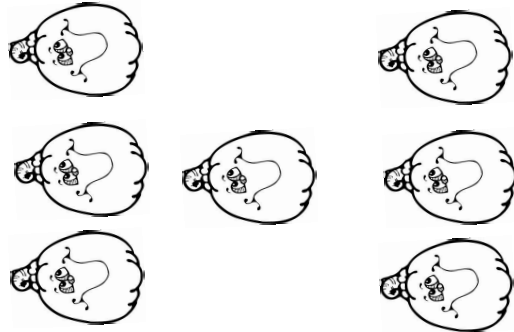
three




eight



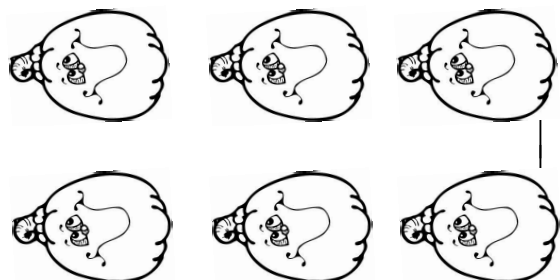
two



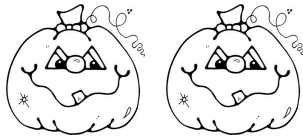
seven



one



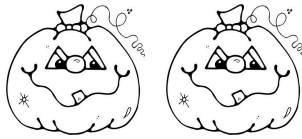
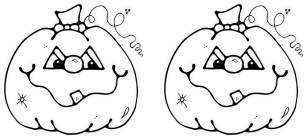
six




$$2 + 1 =$$



$$1 + 1 =$$



$$2 + 2 =$$












$$2 + 0 =$$



$$0 + 1 =$$

# Color by Word

Write words your child is working on in each pumpkin and down in the grid below to create your own color-by-word worksheet!



~ red	~ blue	~ orange	~ green
~ brown	~ pink	~ purple	~ black
~ gray	~ yellow	~ teal	~ peach



# Additional Resources...

More [pumpkin printables](#) and ideas...



## [Pumpkin Books...](#)



## [More Pumpkin Fun...](#)

