

“Counting is for the Birds”

by, Frank Mazzola, Jr.

A Kindergarten literature based unit study from $1 + 1 + 1 = 1$

www.1plus1equals1.net

Copyright © 2015 Carisa Hinson $1 + 1 + 1 = 1$

All rights reserved by author.

Permission to copy for single classroom/home use only.

Electronic distribution limited to single classroom/home use only.

Want to share? Link to my blog post/website, NOT the PDF file itself.

[Full Terms of Use here](#)

All images © Thinkstock.com


Sample Lesson Plan

Please remember all kids are different and during this fun early childhood stage it is still about having fun while learning. This is just a sample idea, please adjust to fit your child, and your family.


Day 1	Day 2	Day 3	Day 4	Day 5
read book	read book	read book	read book	read book
SCIENCE 3 part bird cards	CREATIVE art/craft {child's choice}	SCIENCE Label the Bird	SCIENCE Bird Life Cycle	repeat comprehension/ story sequencing
LITERACY B is for Bird	LITERACY Story Sequencing	LITERACY Unscramble the Sentence	LITERACY Comprehension Questions	additional craft/art
MATH Ordinal Numbers	MATH Mystery Picture 100 Chart	MATH Count by 2s	MATH Bird Fractions	repeat favorites
CHARACTER Quiet or Loud?	KITCHEN {parent choice}	BIBLE Bible verse Matthew 6:26	WRITING My Favorite Bird	

Phonics Connection ~ Letter B

Cut and glue all items that begin with the letter B onto the B!



B is for Birds
and...



Math Connection ~ Ordinal Numbers

Review 1st-5th using the chart at the top. Then practice below, the birds are all mixed up to make it harder!

1st



first

2nd



second

3rd



third

4th



fourth

5th



fifth

Circle the 4th bird



Circle the 2nd bird



Circle the 3rd bird



Circle the 5th bird





Cardinals



Titmouse



Goldfinch



Blue Jay



Chickadee



Purple Finch



Cardinals



Titmouse



Goldfinch




Blue Jay



Chickadee



Purple Finch



Indigo Bunting

Tree Sparrow

Woodpecker



Bird Feeder

Bird House


Nuthatch



Indigo Bunting



Tree Sparrow



Woodpecker



Bird Feeder



Bird House



Nuthatch

Science Connection ~ Label the Bird



head

wing


eye

beak

abdomen

feet

tail



Literacy Connection ~ Sequencing

Pocket Chart printables can be used in a pocket chart or just simply laid on the floor or table. Print pages on cardstock, laminate and then cut apart into strips. Use the book along with the strips to put the story back in order!

Story sequencing is an important skill in the early years and greatly helps with comprehension. Use these to work on putting the story back in order and also to work on reading with expression!

The bird feeder is empty.



1st and 2nd are chickadees.



3rd and 4th are titmice.



5th and 6th are woodpeckers.



7th and 8th are goldfinches.



9th and 10th are sparrows.



11th and 12th are cardinals.



13th and 14th are purple finches.



15th and 16th are indigo buntings.



17th and 18th are nuthatches.



19th and 20th are blue jays.



The birds are gone!



Math Connection ~ Counting by 2s

Leave page whole and practice counting by 2s together, or cut cards apart and put in order for a greater challenge.

2



4



6



8




10




12



14




16



18




20



Math Connection ~ Fractions

Use dot paint to paint the circles, or color if you don't have dot paint.



Mystery Picture

Color Red

4, 5, 6, 14, 16,
24, 25, 26, 27,
28, 29, 35, 36,
37, 38, 39, 46,
47, 48

Color Orange

13, 56, 58

Color Black

15

Color Brown

62, 63, 64, 65,
66, 67, 68, 69,
70, 73, 74, 75,
76, 77, 78, 79,
84, 85, 86, 87,
88, 95, 96, 97

1	2	3	4	5	6	7	8	9	10
11	12	13	14	15	16	17	18	19	20
21	22	23	24	25	26	27	28	29	30
31	32	33	34	35	36	37	38	39	40
41	42	43	44	45	46	47	48	49	50
51	52	53	54	55	56	57	58	59	60
61	62	63	64	65	66	67	68	69	70
71	72	73	74	75	76	77	78	79	80
81	82	83	84	85	86	87	88	89	90
91	92	93	94	95	96	97	98	99	100

ANSWER for Mystery Picture

1	2	3	4	5	6	7	8	9	10
11	12	13	14	15	16	17	18	19	20
21	22	23	24	25	26	27	28	29	30
31	32	33	34	35	36	37	38	39	40
41	42	43	44	45	46	47	48	49	50
51	52	53	54	55	56	57	58	59	60
61	62	63	64	65	66	67	68	69	70
71	72	73	74	75	76	77	78	79	80
81	82	83	84	85	86	87	88	89	90
91	92	93	94	95	96	97	98	99	100

Comprehension Connection

Use the following questions as you read, or after to improve comprehension. Make up your own questions too! Cut them out and make a game out of it. Put the cards in a bag or basket and have your child choose one to answer! If s/he is confused, turn to find the answer in the book, showing how to reread for better understanding!

What animal is watching the birds throughout the story.

Tell me about your favorite bird from the story? Why do you like this bird the best?

What do the birds like to eat?

Which bird was the biggest?

What animal scared the birds away in the end?

Where did the birds go to eat at the end of the story?

Unscramble the sentence



Glue It...

--	--	--	--	--

Write it...



birds.


like

see

I


to

Look at the birds of the air; they do not sow or reap or store away in barns, and yet your heavenly Father feeds them. Are you not much more valuable than they? Matthew 6:26



Bible Connection


Look at the birds of the air;
they do not sow or reap or
store away in barns, and yet
your heavenly Father feeds them.
Are you not much more valuable
than they? Matthew 6:26



Bible Connection


Look at the birds of the air;
they do not sow or reap or
store away in barns, and yet
your heavenly Father feeds
them. Are you not much more
valuable than they?

Matthew 6:26



Bible Connection

Look at the birds of the
air; they do not sow or
reap or store away in
barns, and yet your
heavenly Father feeds
them. Are you not much
more valuable than they?
Matthew 6:26



Fill in the blank and draw a picture!

My favorite bird in the
book is a

Science Connection ~ Bird Life Cycle {Option 1}

Cut out the 5 images, mix them up and glue them onto the chart where they belong!


1

2

3

4

5



Science Connection ~ Bird Life Cycle {Option 2}

Cut out the 4 images and glue them onto the life cycle where they belong!



Character Connection ~ Being Quiet

Sometimes in life we need to be quiet and show self control. Watching birds is one of those times. Below are other situations to sort on the following page. Decide if this is a situation where you would need to be quiet or where you could be louder. Some of these will be different for each family, so decide which ones you want to put where together!



church	backyard	pool
playground	gym	movie theater
library	watching birds	beach

Character Connection

I need to be QUIET



I can be LOUDER





Counting is for the Birds

Pinterest Board

Visit to see craft ideas, additional printables, recipes and more!



<https://www.pinterest.com/1plus1plus1/kindergarten-literature-unit-~-counting-is-for-the/>

Set the Stage ~ Toys and Additional Bird Books

Set the stage by creating a fun “invitation to learn” area for your unit. A simple shelf, basket, or bin will work. Gather any toys or books you have to prepare. Borrow items from a friend or the library. Think of any games or stuffed animals you may have to bring the story to life. Be sure to have the focus book and other books that stem from the focus book to inspire more reading. Below are some suggestions.

[Click to see](#) fun toys
and books to go
along with this unit!

