

Hi! Thank you for visiting [1+1+1=1](#) and finding a resource you'd like to use! Please feel free to use these files for your own personal use. I provide them free of charge to bless others!

If you want to share, you may share these forms with others by sharing a link to my blog or to the page that hosts these files. Please do not link directly to just the PDF files (the link you are at now).

It is my prayer that others are blessed through my blog and any files I share!!!


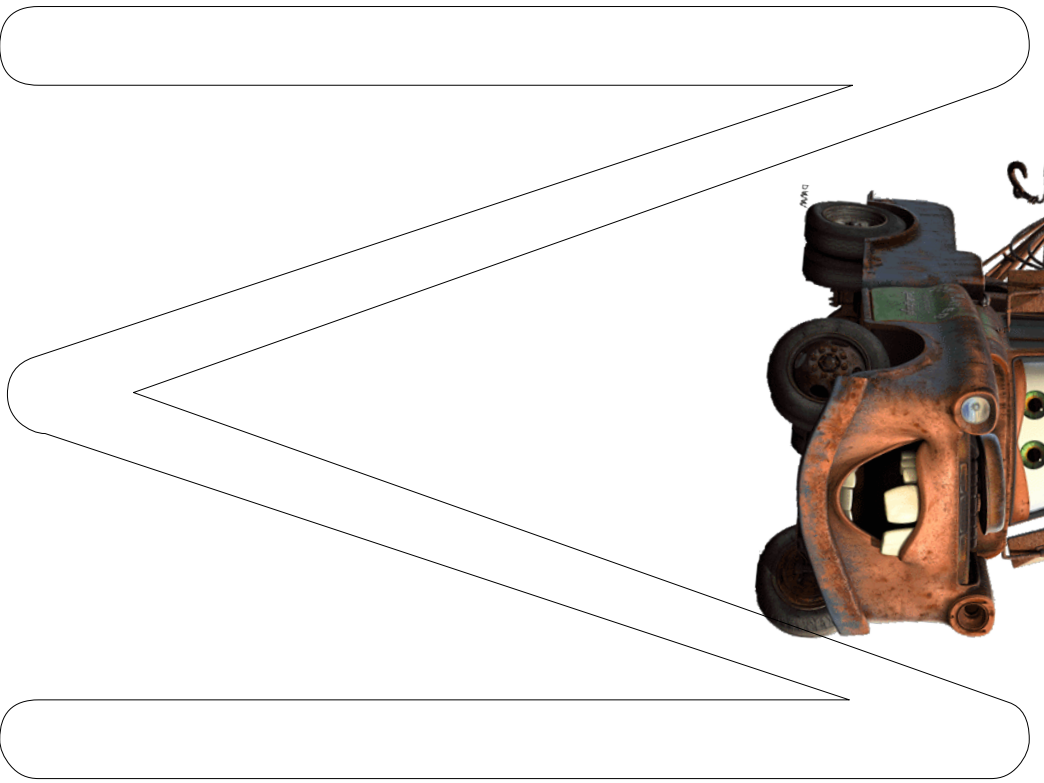
~If you ever notice a typo, please let me know, a few slip by me now and then and I certainly want to fix them!

God Bless,

Carisa

I made this pack to extend what I already have in my [Cars Tot Book](#). You can use elements from both based on what skills your child is ready for!

**This file was created 2/2011




is for McQueen and Mater



square



circle



triangle




rectangle



square




circle




triangle



rectangle



oval




star




hexagon



heart



oval



star







hexagon




heart



Help the car win the race!





Cut out and tape together the two strips to make 1 long patterning board. Use the images on the previous page to work on different patterns with your child!





McQueen



King




Cars

Counting

Trace the numbers and then draw a line to match the correct number to the correct group.

1



2



3



4



5

