

ACCordion Book FARM

Copyright © Carisa Hinson 1+1+1=1

www.1plus1plus1equals1.net

All rights reserved by author.

Permission to copy for single classroom/home use only.

Electronic distribution limited to single classroom/home use only.

Want to share? Link to my blog post/website, NOT the PDF file itself.

[Full Terms of Use here](#)

All images © [Thinkstock](#) and [Graphics Factory](#)

Fonts © [Kimberly Geswein](#)



Ideas for Using Accordion Books

Accordion books are a fun twist on vocabulary development for young children. My kids loved these as tots and preschoolers. If your child enjoys coloring, let them color – if not, leave the images uncolored or color with your child. Cut the pieces out, staple together and fold. You can see my daughter holding her books below, she loved them!




These photos are from our blog post here ~ [J is for Jellyfish](#)

Cut on dotted lines, fold accordion style on solid lines.


Staple or tape other side here to make an accordion pop up.

On the FARM


An cat lives on a farm.




A hen lives on a farm.




A horse lives on a farm.




A cow lives on a farm.




A pig lives on a farm.




A goat lives on a farm.



A sheep lives on a farm.



A dog lives on a farm.



Come Visit us!



Never planned to homeschool, now wouldn't trade it for the world.

Subscribe to
1+1+1=1 Your Way!
Blog Posts Via Email ~ Daily or Weekly
Newsletter ~ Freebies, Special Emails

Click to Subscribe!

