

Accordion Book BUGS

Copyright © Carisa Hinson 1+1+1=1

www.1plus1plus1equals1.net

All rights reserved by author.

Permission to copy for single classroom/home use only.

Electronic distribution limited to single classroom/home use only.

Want to share? Link to my blog post/website, NOT the PDF file itself.

[Full Terms of Use here](#)

All images © [Thinkstock](#) and [Graphics Factory](#)

Fonts © [Kimberly Geswein](#)



Ideas for Using Accordion Books

Accordion books are a fun twist on vocabulary development for young children. My kids loved these as tots and preschoolers. If your child enjoys coloring, let them color – if not, leave the images uncolored or color with your child. Cut the pieces out, staple together and fold. You can see my daughter holding her books below, she loved them!



These photos are from our blog post here ~ [J is for Jellyfish](#)


Cut on dotted lines, fold accordion style on solid lines.

Staple or tape other side here to make an accordion pop up.


I like

BUGS

I like ladybugs.




I like butterflies.



I like dragonflies.



I like bees.



I like flies.




I like caterpillars.



I like grasshoppers.



I like ants.



Come Visit us!



Never planned to homeschool, now wouldn't trade it for the world.

Subscribe to
1+1+1=1 Your Way!
Blog Posts Via Email ~ Daily or Weekly
Newsletter ~ Freebies, Special Emails



Click to Subscribe!

